

CREDIT OPINION

26 June 2020

Update

 Rate this Research

RATINGS

Development Bank of Southern Africa

Domicile	Johannesburg, South Africa
Long Term Rating	Ba2
Type	LT Corporate Family Ratings
Outlook	Negative

Please see the [ratings section](#) at the end of this report for more information. The ratings and outlook shown reflect information as of the publication date.

Contacts

Constantinos Kypreos
Senior Vice President
constantinos.kypreos@moody's.com

Agatha Charalambous
Associate Analyst
agatha.charalambous@moody's.com

Antonello Aquino
Associate Managing Director
antonello.aquino@moody's.com

Carola Schuler
MD-Banking
carola.schuler@moody's.com

CLIENT SERVICES

Americas 1-212-553-1653
Asia Pacific 852-3551-3077
Japan 81-3-5408-4100
EMEA 44-20-7772-5454

Development Bank of Southern Africa

Update following downgrade to Ba2, outlook remains negative

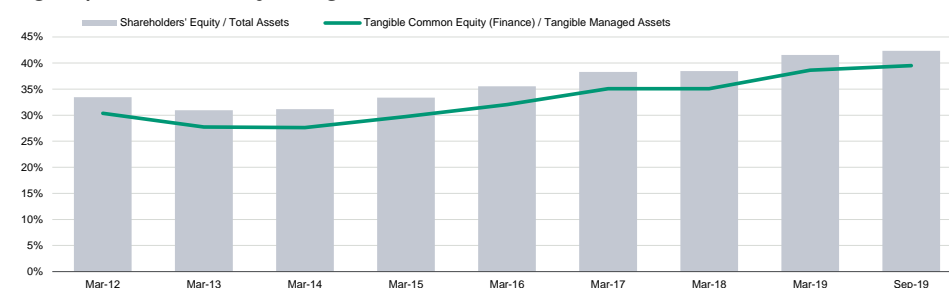
Summary

[Development Bank of Southern Africa's](#) (DBSA) Ba2 corporate family rating (CFR) reflects its Baseline Credit Assessment (BCA) of ba3 and one notch of uplift, incorporating our assumption of a "strong" probability of support from the [Government of South Africa](#) (Ba1 negative), in case of need. The latter captures our assessment that the South African government's willingness and capacity to support DBSA is weaker than previously anticipated, in view of increased fiscal challenges that suggest that the government will be more selective in dispersing financial support to state-owned enterprises. We also assign a Ba2 issuer rating, based on the Ba2 CFR and the application of our Loss Given Default (LGD) analysis for speculative-grade companies, reflecting the priority of claims and coverage for its capital stock. DBSA's national scale ratings are set at Aa3.za/P-1.za. The issuer outlook is negative.

DBSA's BCA of ba3 reflects two contrasting factors: (1) the bank's high capital buffers, with a tangible common equity (TCE)-to-tangible managed assets ratio of 39.5% as of September 2019, which provide the bank with significant capacity to absorb unexpected losses; and (2) rising industry risks – as DBSA is increasingly focused on higher-risk segments and clients, in response to its development mandate and amidst on-going macro-economic challenges – and high asset risks, as evident by its large proportion of Stage 2 and 3 loans.

DBSA is also faced with rising liquidity challenges, in view of increased risk aversion by institutional investors and the currently tight capital market conditions; we do, however, acknowledge its historically stable funding profile and ability to raise new funding, as well as recent initiatives to increase its cash buffers.

Exhibit 1
High capital buffers, a key strength



Sources: Moody's Financial Metrics and DBSA's financials

Credit strengths

- » Solid capital buffers, sufficient to absorb unexpected credit losses
- » The probability of government support which, although reduced, is still supporting DBSA's ratings

Credit challenges

- » Pressure on DBSA's asset-quality metrics, partly reflecting its high credit concentrations
- » Ongoing macroeconomic challenges, exacerbated by the impact of the coronavirus pandemic on the global economy
- » DBSA's dependence on market funding, which leaves it vulnerable to increased risk aversion by institutional investors; risks are, however, partly mitigated by its historically stable funding profile and recent initiatives to increase its cash buffers

Outlook

DBSA's negative outlook is driven by the negative outlook on the sovereign rating, and implies that a potential further weakening of the government's creditworthiness will likely impact DBSA's ratings as well. The negative outlook further reflects the challenging operating conditions, which also place pressure on the bank's financial performance and standalone assessment. Asset quality metrics and access to funding, given increased risk aversion by investors and funders, are key challenges.

Factors that could lead to an upgrade

There is a low likelihood of upward rating movement in view of the negative outlook. DBSA's outlook could change to stable if the sovereign rating outlook is stabilized and the bank maintains a resilient financial performance.

Factors that could lead to a downgrade

Any further weakening in the South African government's credit profile or its willingness to support DBSA, could lead to a downgrade. In addition, a weakening in DBSA's BCA, driven by a material deterioration in asset-quality metrics or a tightening of its funding and liquidity position, would also likely exert downward rating pressure. Likewise, DBSA's issuer rating could be downgraded if there is an increase in leverage through secured borrowings, which would reduce the recovery rate for senior unsecured debt classes, although this remains a low-probability event.

Key indicators

Exhibit 2

Development Bank of Southern Africa (Consolidated Financials) [1]

	03-19 ²	03-18 ²	03-17 ²	03-16 ²	03-15 ²	CAGR/Avg. ³
Total managed assets (ZAR Million)	89,492.4	89,213.5	83,654.8	82,347.5	70,946.0	6.0 ⁴
Total managed assets (USD Million)	6,205.6	7,529.4	6,238.8	5,598.8	5,855.4	1.5 ⁴
Net Income / Average Managed Assets (%)	3.5	2.6	3.4	3.4	1.8	2.9 ⁵
Tangible Common Equity (Finance) / Tangible Managed Assets (%)	38.6	35.1	35.1	32.0	29.7	34.1 ⁵
Problem Loans / Gross Loans (Finance) (%)	4.9	4.5	3.3	3.7	5.1	4.3 ⁵
Net Charge-offs / Average Gross Loans and Leases (%)	0.3	0.1	0.0	0.5	0.4	0.3 ⁵
Debt Maturities Coverage (%)	16.3	54.6	--	--	--	35.4 ⁵
Secured Debt / Gross Tangible Assets (%)	0.0	0.0	0.0	0.0	0.0	0.0 ⁵

[1]All figures and ratios are adjusted using Moody's standard adjustments. [2]IFRS [3]May include rounding differences because of the scale of reported amounts. [4]Compound annual growth rate (%) based on the periods for the latest accounting regime. [5]Simple average of periods for the latest accounting regime.

Sources: Moody's Investors Service and company filings

Profile

The Development Bank of Southern Africa (DBSA), with total assets of ZAR89.7 billion as of September 2019, is a government-owned development finance institution that delivers developmental infrastructure in South Africa and the rest of the African continent.

This publication does not announce a credit rating action. For any credit ratings referenced in this publication, please see the ratings tab on the issuer/entity page on www.moody's.com for the most updated credit rating action information and rating history.

Around 75% of DBSA's gross loans as of March 2019 were concentrated in South Africa. The remainder was exposed to the wider sub-Saharan Africa region, particularly Zambia (8%) and Angola (5%), and Zimbabwe and Ghana (each at around 3%).

Detailed credit considerations

DBSA's high capital buffers are its major strength

We assign a Capital score of A2, three notches below the initial score, reflecting the current difficult operating environment, which is likely to exert some pressure on borrowers' repayment capacity (see the asset quality section below) and strain the current capital buffers.

DBSA maintains strong capital buffers, with a TCE-to-managed assets ratio of 39.5% as of September 2019. It has historically benefitted from ongoing capital support from the government, including disbursements of around ZAR7.9 billion in 2013-16. DBSA's capital buffers provide significant capacity to both absorb unexpected credit losses and grow the balance sheet, while the impact of IFRS9 implementation was modest (ZAR203 million).

The bank is obliged by the DBSA Act to maintain a maximum debt-to-equity ratio of 250%. As of September 2019, this ratio was around 133.2%, while if we also include the ZAR20 billion callable capital (which requires parliamentary approval for release), the ratio drops to 87.2%. Management is also monitoring economic capital requirements by applying the Basel principles.

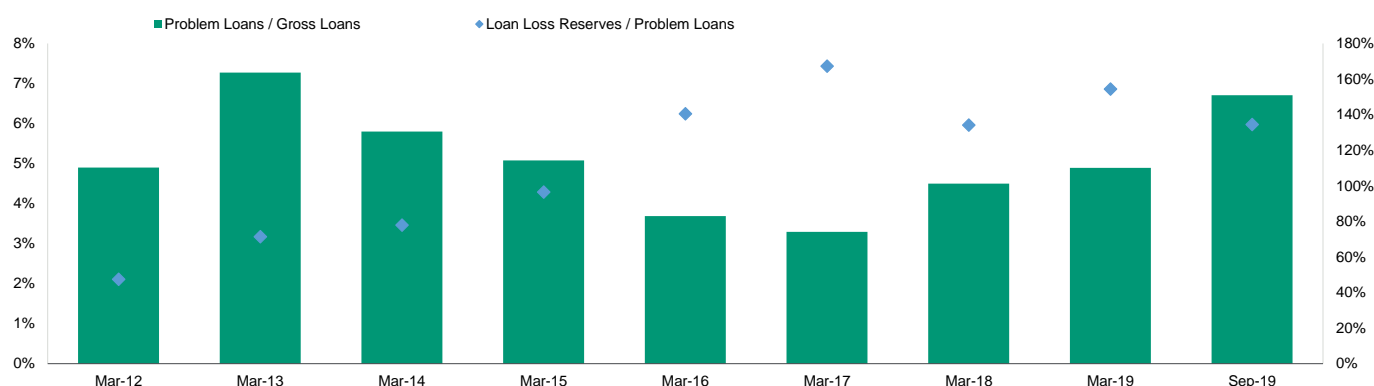
Asset-quality metrics under pressure, partly reflecting high concentrations and DBSA's development mandate

We assign a weighted-average Asset Risk score of B2, seven notches below the initial score, capturing high single-name and sectoral concentrations, and the difficult operating conditions.

DBSA reported a nonperforming loans (NPLs)-to-gross loans ratio of 4.9% as of March 2019, but with Stage 2/"underperforming" loans accounting for an additional high 36.1% of gross loans. We expect ongoing pressure on the bank's asset-quality metrics as a result of both the still-challenging operating environment — for 2020 and 2021, we forecast GDP growth rates of -2.5% and 1.1%, respectively, well below the potential and the rate required to create new jobs — and the high credit concentrations that result in elevated credit risks. Similarly, we expect the bank's annual provisioning charges (of around 1.8% of gross loans for the fiscal year ended March 2019 [fiscal 2019]) to remain broadly at these elevated levels.

Exhibit 3

The still-challenging operating environment will strain DBSA's asset-quality metrics



Sources: Moody's Financial Metrics and DBSA's financials

DBSA continues to exhibit high credit concentrations; we estimate that the bank's 10 largest exposures constitute over 50% of its gross loans. We view such high credit concentrations as a moderating factor for DBSA's standalone profile because a possible default by any of these large borrowers could potentially weaken the bank's financial fundamentals. More specifically, we understand that DBSA maintains a significant exposure to [Eskom Holdings SOC Limited](#) (Eskom, B3 negative), the troubled electricity generator, estimated to constitute more than 20% of the bank's gross loans. DBSA's loan to Eskom is unsecured, unlike most of Eskom's debt, which carries a government guarantee.

Going forward, we also expect DBSA to be more supportive of existing clients that face difficulties, opting for example to restructure or reschedule exposures rather than maximise recovery levels by prioritising bankruptcy proceedings or similar alternatives.

Moderate, but volatile, earnings-generating capacity

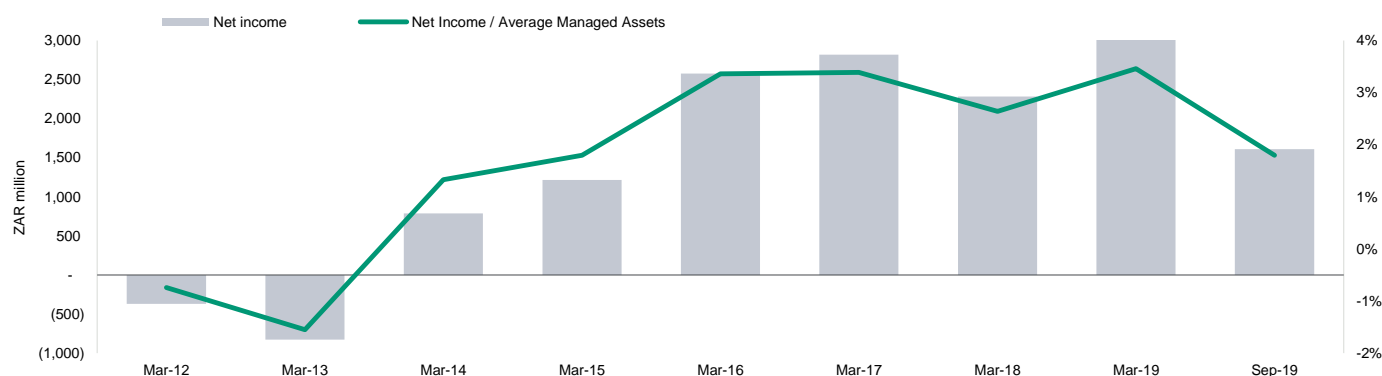
We assign a Ba2 Profitability score, five notches below the initial score, reflecting historical and potential earnings volatility and the difficult operating environment that will likely strain DBSA's earnings-generating capacity.

For the six months ended September 2019, DBSA reported bottom-line profit of ZAR805 million (September 2018: ZAR2.260 billion), which translates into an annualized return on equity of 4.2% (against an average 16% return by commercial banks) and a net income on average managed assets of 1.8%. Net interest income remains DBSA's dominant revenue source (down 3% to ZAR2.174 billion), while the company also reported foreign-exchange gains of ZAR280 million (September 2018: ZAR628 million). Bottom-line profit was, however, moderated by higher provisioning costs of ZAR1,062 million (September 2018: ZAR501 million) and losses on financial assets of ZAR105 million (September 2018: gains of ZAR290 million).

DBSA made significant efforts to streamline its operations and contain its costs, achieving a cost-to-income ratio of around 25% in September 2019, down from 51% as of the end of March 2013. This improvement was achieved despite DBSA's strategy to hire employees with key skills to support business growth. Nonetheless, we expect DBSA's earnings-generating capacity to remain under pressure, primarily because of our expectations of elevated provisioning requirements amid the difficult operating conditions.

Exhibit 4

Volatile bottom-line profit



Sources: Moody's Financial Metrics and DBSA's financials

Historically stable funding profile, but DBSA's dependence on market funding leaves it vulnerable to increased risk aversion by institutional investors

We assign a weighted-average Cash Flow and Liquidity Score of B2, five notches below the initial score, primarily to reflect the limited benefits derived from DBSA's very low secured debt (given the limited size and depth of the South African securitisation market) and the dislocation in the local capital markets on the back of increased risk aversion by funders.

DBSA has historically displayed a stable funding profile and has been able to roll over maturing debt and raise necessary new funding. The bank's total borrowings increased to ZAR51 billion in September 2019 from ZAR35.9 billion in March 2013. The bank maintains a relatively diversified funding profile by (1) tapping the local capital markets via an ZAR80 billion domestic medium-term note programme; (2) gaining access to money-market funds and maintaining numerous lines of credits with local banks and financial institutions; and (3) raising funds from development finance institutions.

DBSA remains, however, dependent on market funding and is therefore vulnerable to increased risk aversion by institutional investors – especially in the currently tight capital market conditions – which may stem from either idiosyncratic or broader systemic concerns. DBSA also maintains a short-term maturity profile for its liabilities, with an estimated ZAR21 billion of credit facilities maturing by March 2021. Management monitors its liquidity position closely and expects the liquidity gap to be fully funded through its current cash balances (around ZAR7 billion according to management) and funding initiatives (a number of new funding lines have recently been concluded and more are under negotiation). Its contingency plans further include the more conservative disbursement of new

loans, and the sale of loan book assets to local asset managers. (Publicly available data on the cumulative liquidity gap is outdated – as of March 2019 – so we have opted not to include here).

Operating environment

We assign a Ba3 score to DBSA's Operating Environment, based wholly on our assessment of the industry risk of South African industrial and infrastructure lenders. DBSA's score is adjusted downwards (from Ba2) to reflect our expectations of rising industry risks, as DBSA is increasingly focused on higher-risk segments and clients, in response to its development mandate and amidst on-going macro-economic challenges.

Macro-level indicator

The Macro-Level Indicator does not have any weight in the scorecard because the Macro-level Indicator score (Baa2) is higher than the Ba Industry Risk score.

We nonetheless note that the global spread of the coronavirus is resulting in simultaneous supply and demand shocks. We expect these shocks to materially slow economic activity, particularly in the first half of this year. The full extent of the economic costs will be unclear for some time. Fear of contagion will dampen consumer and business activity. The longer it takes for households and businesses to resume normal activity, the greater the economic impact. Fiscal and monetary policy measures will likely help limit the damage in individual economies.

Industry risk

The Ba Industry Risk score reflects finance companies' high market share in South Africa's industrial and infrastructure lending market; the current high demand, given the country's needs for infrastructure, energy and industrial projects; and a product base that faces a low risk of obsolescence. Barriers to entry are moderate, with both banks and the capital markets in a position to provide lending for industrial and infrastructure projects; but to compete effectively, market participants need both access to long-term funding and sizeable initial capital. These strengths are, however, balanced against strong competition from the country's leading banks (which also translates into limited pricing power for the finance companies) and relatively high regulatory/legal risks relating to changes to South Africa's Mining Charter and upcoming land reforms.

DBSA is, however, faced with rising industry risks. As a government-owned entity with a development mandate, it is increasingly focused on supporting economic sectors and industries that are of strategic interest to the government, or higher-risk projects and clients that are unable to secure funding from commercial banks. As such risks are not always visible or measurable, we now capture these by adjusting our overall operating environment score downwards to Ba3 (from Ba2 previously).

ESG considerations

In line with our general view on the banking sector, DBSA has a low exposure to environmental risks. See our [Environmental risk heat map](#) for further information.

We believe banks, including DBSA, face moderate social risks. See our [Social risk heat map](#) for further information.

Governance is highly relevant for DBSA. Corporate governance weaknesses can lead to a deterioration in a bank's credit quality, while governance strengths can benefit its credit profile. Governance risks are largely internal rather than externally driven.

Over the recent past, South African state-owned enterprises have attracted considerable attention, as some have exhibited high-level corruption and state capture. In the case of DBSA, no such issues were raised, while a number of initiatives were taken to strengthen governance further; these initiatives were aimed at ensuring that directors' decisions remain free from any conflicts and tightening controls around lending to politically exposed persons. Nonetheless, corporate governance remains a key credit consideration and, while we do not adjust for corporate behaviour in our scorecard, we will continue to monitor developments.

Support and structural considerations

Reduced government support expectations given rising fiscal challenges

Rising fiscal pressures is increasingly compromising the South African government's ability to provide timely and adequate support to state-owned enterprises, including DBSA. Fiscal pressures, which are exacerbated by the economic downturn and support package to mitigate the negative impact of the coronavirus outbreak, reduce the space the government has available to provide further support

to state-owned enterprises. Recent developments, such as the authorities denying a request from South African Airways for funding earlier in April and [Land and Agricultural Development Bank's](#) failure to make payments of maturing credit facilities that has triggered an event of default, have further informed our assessment.

As a result, and despite DBSA's 100% government ownership, development mandate and past history of support, we have lowered our support assumptions to "strong" from "high". Such support assumptions translate to one notch of government support uplift on DBSA's ba3 BCA and which led to the assignment of a Ba2 CFR, in line with the requirements under Moody's Finance Company methodology to establish a CFR for sub-investment grade issuers.

The Minister of Finance, in his capacity as the bank's governor, determines the bank's mandate and holds the board of directors accountable for managing the organisation to deliver on its mandate. DBSA is regulated under the Public Finance Management Act and the DBSA Act, and submits a corporate plan to the National Treasury, which also documents the key performance measures and targets against which organisational performance is assessed.

Notching considerations

DBSA's Ba2 issuer rating is based on our LGD analysis for speculative-grade companies, reflecting the priority of claims and coverage in the company's capital stock. In the case of DBSA, issuer ratings are aligned with the CFR, reflecting the absence of structural subordination of unsecured obligations under our LGD model.

National scale ratings

DBSA's Aa3.za long-term and P-1.za short-term South African national scale ratings are derived from the bank's global scale issuer rating. These ratings demonstrate that DBSA still has one of the stronger credits in the country, primarily reflecting its high capital buffers and our assumption of a strong probability of government support in case of need.

Source of facts and figures in this report

Unless noted otherwise, we have sourced data relating to systemwide trends and market shares from the central bank. Company-specific figures originate from DBSA's financial statements and Moody's Banking Financial Metrics. All figures are based on our own chart of accounts and may be adjusted for analytical purposes. Please refer to the document [Financial Statement Adjustments in the Analysis of Financial Institutions](#), published on 9 August 2018.

Rating methodology and scorecard factors

The principal methodologies used in rating DBSA were Finance Companies, published in November 2019, and Government-Related Issuers, published in February 2020.

Exhibit 5

Rating factors

Development Bank of Southern Africa

Financial Profile	Factor Weights	Historic Ratio	Initial Score	Assigned Score	Key driver #1	Key driver #2
Profitability						
Net Income / Average Managed Assets (%)	10%	3.17%	A3	Ba2	Earnings volatility	Expected trend
Capital Adequacy and Leverage						
Tangible Common Equity / Tangible Managed Assets (%)	25%	38.62%	Aa2	A2	Excessive growth	
Asset Quality						
Problem Loans / Gross Loans (%)	10%	4.89%	B1	Caa3	Expected trend	Portfolio composition
Net Charge-Offs / Average Gross Loans (%)	10%	0.32%	Aaa	Baa3	Expected trend	Portfolio composition
Weighted Average Asset Risk Score			Baa1	B2		
Cash Flow and Liquidity						
Debt Maturities Coverage (%)	10%	16.27%	Caa3	Caa1	Pro-forma adjustments	Other adjustments
FFO / Total Debt (%)	15%	6.90%	B3	B3		
Secured Debt / Gross Tangible Assets (%)	20%	0.00%	Aa1	B1	Other adjustments	
Weighted Average Cash Flow and Liquidity Score			Baa3	B2		
Financial Profile Score	100%		Baa1	Ba3		
Operating Environment						
Home Country	Factor Weights	Sub-factor Score	Score			
Macro Level Indicator	0%		Baa2			
Economic Strength	25%	baa3				
Institutions and Governance Strength	50%	baa2				
Susceptibility to Event Risk	25%	baa				
Industry Risk	100%		Ba			
Home Country Operating Environment Score			Ba2			
	Factor Weights			Score	Comment	
Operating Environment Score	0%			Ba3		
ADJUSTED FINANCIAL PROFILE				Score		
Adjusted Financial Profile Score				Ba3		
Financial Profile Weight	100%					
Operating Environment Weight	0%					
Business Profile and Financial Policy				Adjustment	Comment	
Business Diversification, Concentration and Franchise Positioning				0		
Opacity and Complexity				0		
Corporate Behavior / Risk Management				0		
Liquidity Management				0		
Total Business Profile and Financial Policy Adjustments				Ba3		
					Comment	
Sovereign or parent constraint				Ba1		
Standalone Assessment Scorecard-indicated Range				ba2 - b1		
Assigned Standalone Assessment				ba3		

Source: Moody's Investors Service

Exhibit 6

Government -Related Issuer	Factor
a) Standalone Credit Profile	Ba3
b) Government Local Currency Rating	Ba1
c) Default Dependence	Very High
d) Support	Strong
e) Final Rating Outcome	Ba2

Source: Moody's Investors Service

Ratings

Exhibit 7

Category	Moody's Rating
DEVELOPMENT BANK OF SOUTHERN AFRICA	
Outlook	Negative
Corporate Family Rating	Ba2
Issuer Rating	Ba2
NSR Issuer Rating	Aa3.za
ST Issuer Rating	NP
NSR ST Issuer Rating	P-1.za

Source: Moody's Investors Service

© 2020 Moody's Corporation, Moody's Investors Service, Inc., Moody's Analytics, Inc. and/or their licensors and affiliates (collectively, "MOODY'S"). All rights reserved.

CREDIT RATINGS ISSUED BY MOODY'S INVESTORS SERVICE, INC. AND/OR ITS CREDIT RATINGS AFFILIATES ARE MOODY'S CURRENT OPINIONS OF THE RELATIVE FUTURE CREDIT RISK OF ENTITIES, CREDIT COMMITMENTS, OR DEBT OR DEBT-LIKE SECURITIES, AND MATERIALS, PRODUCTS, SERVICES AND INFORMATION PUBLISHED BY MOODY'S (COLLECTIVELY, "PUBLICATIONS") MAY INCLUDE SUCH CURRENT OPINIONS. MOODY'S INVESTORS SERVICE DEFINES CREDIT RISK AS THE RISK THAT AN ENTITY MAY NOT MEET ITS CONTRACTUAL FINANCIAL OBLIGATIONS AS THEY COME DUE AND ANY ESTIMATED FINANCIAL LOSS IN THE EVENT OF DEFAULT OR IMPAIRMENT. SEE MOODY'S RATING SYMBOLS AND DEFINITIONS PUBLICATION FOR INFORMATION ON THE TYPES OF CONTRACTUAL FINANCIAL OBLIGATIONS ADDRESSED BY MOODY'S INVESTORS SERVICE CREDIT RATINGS. CREDIT RATINGS DO NOT ADDRESS ANY OTHER RISK, INCLUDING BUT NOT LIMITED TO: LIQUIDITY RISK, MARKET VALUE RISK, OR PRICE VOLATILITY. CREDIT RATINGS, NON-CREDIT ASSESSMENTS ("ASSESSMENTS"), AND OTHER OPINIONS INCLUDED IN MOODY'S PUBLICATIONS ARE NOT STATEMENTS OF CURRENT OR HISTORICAL FACT. MOODY'S PUBLICATIONS MAY ALSO INCLUDE QUANTITATIVE MODEL-BASED ESTIMATES OF CREDIT RISK AND RELATED OPINIONS OR COMMENTARY PUBLISHED BY MOODY'S ANALYTICS, INC. AND/OR ITS AFFILIATES. MOODY'S CREDIT RATINGS, ASSESSMENTS, OTHER OPINIONS AND PUBLICATIONS DO NOT CONSTITUTE OR PROVIDE INVESTMENT OR FINANCIAL ADVICE, AND MOODY'S CREDIT RATINGS, ASSESSMENTS, OTHER OPINIONS AND PUBLICATIONS ARE NOT AND DO NOT PROVIDE RECOMMENDATIONS TO PURCHASE, SELL, OR HOLD PARTICULAR SECURITIES. MOODY'S CREDIT RATINGS, ASSESSMENTS, OTHER OPINIONS AND PUBLICATIONS DO NOT COMMENT ON THE SUITABILITY OF AN INVESTMENT FOR ANY PARTICULAR INVESTOR. MOODY'S ISSUES ITS CREDIT RATINGS, ASSESSMENTS AND OTHER OPINIONS AND PUBLISHES ITS PUBLICATIONS WITH THE EXPECTATION AND UNDERSTANDING THAT EACH INVESTOR WILL, WITH DUE CARE, MAKE ITS OWN STUDY AND EVALUATION OF EACH SECURITY THAT IS UNDER CONSIDERATION FOR PURCHASE, HOLDING, OR SALE.

MOODY'S CREDIT RATINGS, ASSESSMENTS, OTHER OPINIONS, AND PUBLICATIONS ARE NOT INTENDED FOR USE BY RETAIL INVESTORS AND IT WOULD BE RECKLESS AND INAPPROPRIATE FOR RETAIL INVESTORS TO USE MOODY'S CREDIT RATINGS, ASSESSMENTS, OTHER OPINIONS OR PUBLICATIONS WHEN MAKING AN INVESTMENT DECISION. IF IN DOUBT YOU SHOULD CONTACT YOUR FINANCIAL OR OTHER PROFESSIONAL ADVISER. ALL INFORMATION CONTAINED HEREIN IS PROTECTED BY LAW, INCLUDING BUT NOT LIMITED TO, COPYRIGHT LAW, AND NONE OF SUCH INFORMATION MAY BE COPIED OR OTHERWISE REPRODUCED, REPACKAGED, FURTHER TRANSMITTED, TRANSFERRED, DISSEMINATED, REDISTRIBUTED OR RESOLD, OR STORED FOR SUBSEQUENT USE FOR ANY SUCH PURPOSE, IN WHOLE OR IN PART, IN ANY FORM OR MANNER OR BY ANY MEANS WHATSOEVER, BY ANY PERSON WITHOUT MOODY'S PRIOR WRITTEN CONSENT.

MOODY'S CREDIT RATINGS, ASSESSMENTS, OTHER OPINIONS AND PUBLICATIONS ARE NOT INTENDED FOR USE BY ANY PERSON AS A BENCHMARK AS THAT TERM IS DEFINED FOR REGULATORY PURPOSES AND MUST NOT BE USED IN ANY WAY THAT COULD RESULT IN THEM BEING CONSIDERED A BENCHMARK.

All information contained herein is obtained by MOODY'S from sources believed by it to be accurate and reliable. Because of the possibility of human or mechanical error as well as other factors, however, all information contained herein is provided "AS IS" without warranty of any kind. MOODY'S adopts all necessary measures so that the information it uses in assigning a credit rating is of sufficient quality and from sources MOODY'S considers to be reliable including, when appropriate, independent third-party sources. However, MOODY'S is not an auditor and cannot in every instance independently verify or validate information received in the rating process or in preparing its Publications.

To the extent permitted by law, MOODY'S and its directors, officers, employees, agents, representatives, licensors and suppliers disclaim liability to any person or entity for any indirect, special, consequential, or incidental losses or damages whatsoever arising from or in connection with the information contained herein or the use of or inability to use any such information, even if MOODY'S or any of its directors, officers, employees, agents, representatives, licensors or suppliers is advised in advance of the possibility of such losses or damages, including but not limited to: (a) any loss of present or prospective profits or (b) any loss or damage arising where the relevant financial instrument is not the subject of a particular credit rating assigned by MOODY'S.

To the extent permitted by law, MOODY'S and its directors, officers, employees, agents, representatives, licensors and suppliers disclaim liability for any direct or compensatory losses or damages caused to any person or entity, including but not limited to by any negligence (but excluding fraud, willful misconduct or any other type of liability that, for the avoidance of doubt, by law cannot be excluded) on the part of, or any contingency within or beyond the control of, MOODY'S or any of its directors, officers, employees, agents, representatives, licensors or suppliers, arising from or in connection with the information contained herein or the use of or inability to use any such information.

NO WARRANTY, EXPRESS OR IMPLIED, AS TO THE ACCURACY, TIMELINESS, COMPLETENESS, MERCHANTABILITY OR FITNESS FOR ANY PARTICULAR PURPOSE OF ANY CREDIT RATING, ASSESSMENT, OTHER OPINION OR INFORMATION IS GIVEN OR MADE BY MOODY'S IN ANY FORM OR MANNER WHATSOEVER.

Moody's Investors Service, Inc., a wholly-owned credit rating agency subsidiary of Moody's Corporation ("MCO"), hereby discloses that most issuers of debt securities (including corporate and municipal bonds, debentures, notes and commercial paper) and preferred stock rated by Moody's Investors Service, Inc. have, prior to assignment of any credit rating, agreed to pay to Moody's Investors Service, Inc. for credit ratings opinions and services rendered by it fees ranging from \$1,000 to approximately \$2,700,000. MCO and Moody's investors Service also maintain policies and procedures to address the independence of Moody's Investors Service credit ratings and credit rating processes. Information regarding certain affiliations that may exist between directors of MCO and rated entities, and between entities who hold credit ratings from Moody's Investors Service and have also publicly reported to the SEC an ownership interest in MCO of more than 5%, is posted annually at www.moody.com under the heading "Investor Relations — Corporate Governance — Director and Shareholder Affiliation Policy."

Additional terms for Australia only: Any publication into Australia of this document is pursuant to the Australian Financial Services License of MOODY'S affiliate, Moody's Investors Service Pty Limited ABN 61 003 399 657 AFSL 336969 and/or Moody's Analytics Australia Pty Ltd ABN 94 105 136 972 AFSL 383569 (as applicable). This document is intended to be provided only to "wholesale clients" within the meaning of section 761G of the Corporations Act 2001. By continuing to access this document from within Australia, you represent to MOODY'S that you are, or are accessing the document as a representative of, a "wholesale client" and that neither you nor the entity you represent will directly or indirectly disseminate this document or its contents to "retail clients" within the meaning of section 761G of the Corporations Act 2001. MOODY'S credit rating is an opinion as to the creditworthiness of a debt obligation of the issuer, not on the equity securities of the issuer or any form of security that is available to retail investors.

Additional terms for Japan only: Moody's Japan K.K. ("MJKK") is a wholly-owned credit rating agency subsidiary of Moody's Group Japan G.K., which is wholly-owned by Moody's Overseas Holdings Inc., a wholly-owned subsidiary of MCO. Moody's SF Japan K.K. ("MSFJ") is a wholly-owned credit rating agency subsidiary of MJKK. MSFJ is not a Nationally Recognized Statistical Rating Organization ("NRSRO"). Therefore, credit ratings assigned by MSFJ are Non-NRSRO Credit Ratings. Non-NRSRO Credit Ratings are assigned by an entity that is not a NRSRO and, consequently, the rated obligation will not qualify for certain types of treatment under U.S. laws. MJKK and MSFJ are credit rating agencies registered with the Japan Financial Services Agency and their registration numbers are FSA Commissioner (Ratings) No. 2 and 3 respectively.

MJKK or MSFJ (as applicable) hereby disclose that most issuers of debt securities (including corporate and municipal bonds, debentures, notes and commercial paper) and preferred stock rated by MJKK or MSFJ (as applicable) have, prior to assignment of any credit rating, agreed to pay to MJKK or MSFJ (as applicable) for credit ratings opinions and services rendered by it fees ranging from JPY125,000 to approximately JPY250,000,000.

MJKK and MSFJ also maintain policies and procedures to address Japanese regulatory requirements.

CLIENT SERVICES

Americas	1-212-553-1653
Asia Pacific	852-3551-3077
Japan	81-3-5408-4100
EMEA	44-20-7772-5454