4 **WEST ELEVATION** 1:100

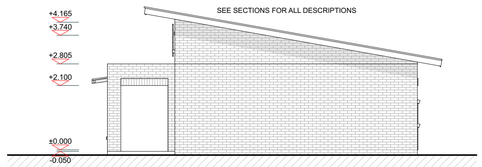

2 **EAST ELEVATION** 1:100

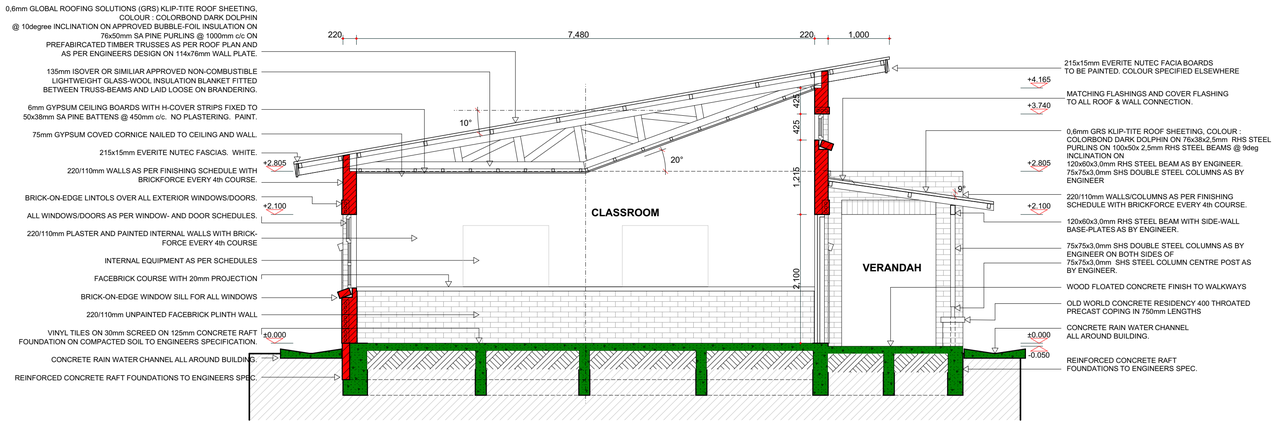

A **Section** 1:50

1 **NORTH ELEVATION** 1:100

3 **SOUTH ELEVATION** 1:100

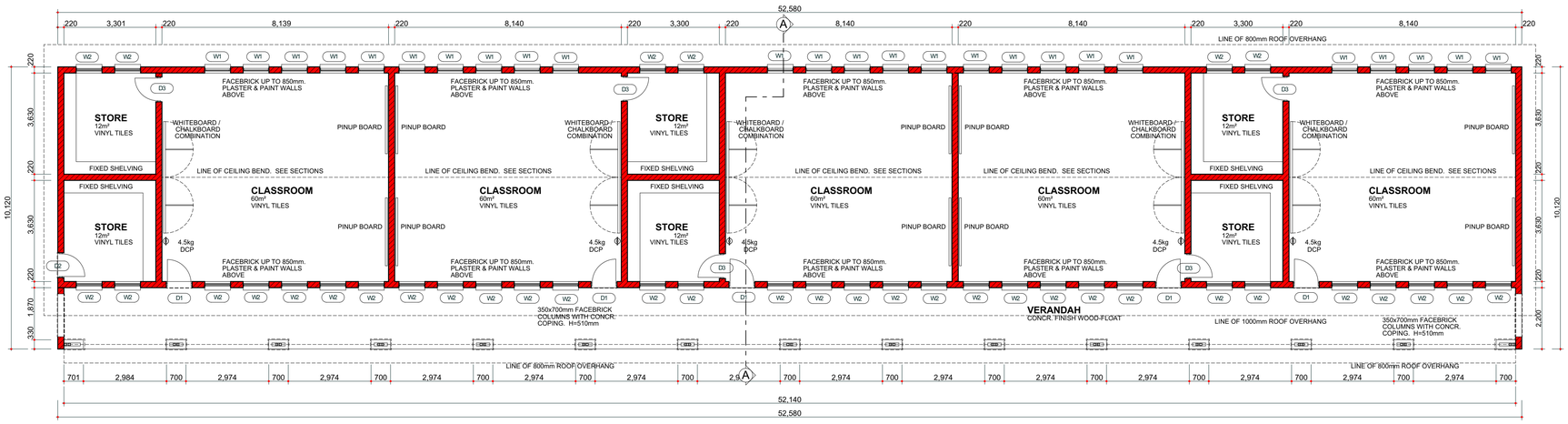

N

GROUND FLOOR PLAN
BLOCK E
5 CLASSROOM CLUSTER: CL5+STO6-W
FFL=1387.22
SCALE 1 : 100

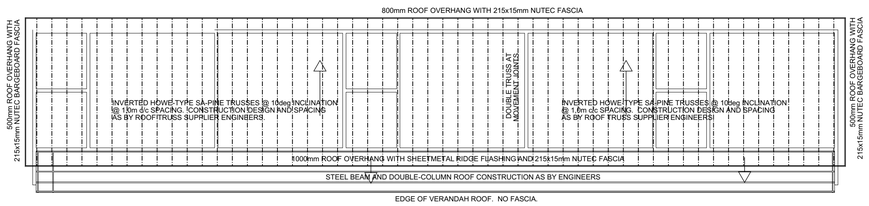

ROOF PLAN
BLOCK E
5 CLASSROOM CLUSTER: CL5+STO6-W
SCALE 1 : 200

COPYRIGHT 7/22/2021

GENERAL

- THIS DRAWING IS COPYRIGHT RESERVED AND REMAINS THE PROPERTY OF INCLINE ARCHITECTS.
- ALL WORK TO BE EXECUTED IN STRICT COMPLIANCE WITH SANS10400.
- ALL DIMENSIONS TO BE CHECKED ON SITE AND ANY DISCREPANCIES TO BE REPORTED TO THE ARCHITECT IMMEDIATELY BEFORE COMMENCING WITH ANY WORK.
- DRAWINGS MAY NOT BE SCALED FROM PRINTS.
- ALL ELECTRICAL, MECHANICAL AND PLUMBING WORK TO BE EXECUTED BY REGISTERED SUBCONTRACTORS.
- WHERE REQUIRED, ARCHITECT'S DRAWINGS TO BE READ IN CONJUNCTION WITH ENGINEER'S DRAWINGS.
- WHERE REQUIRED, ARCHITECT'S DRAWINGS TO BE READ IN CONJUNCTION WITH MANUFACTURER'S SPECIFICATION AND INSTALLATION INSTRUCTIONS.
- ALL SPECIFIED PROPRIETARY TERMS TO BE USED UNLESS SPECIFIED AS EQUAL APPROVED SPECIFICATIONS.
- FINISHED FLOOR LEVELS TO BE A MINIMUM OF 150mm ABOVE NATURAL GROUND LEVEL UNLESS OTHERWISE SHOWN.
- FIREWALLS TO BE BUILT UP TO UNDERSIDE OF ROOF COVERING.
- MINIMUM 150mm STEPPED THRESHOLD PLUS FIRE DOOR TO GARAGES IF INTERLEADING WITH HOUSE.
- ALL DOORS TO THE EXTERIOR THAT OPEN OUTWARDS ARE TO HAVE A 15mm STEP-UP TO THE INSIDE ON THE INSIDE OF THE DOOR LEAF.
- ALL DOORS TO THE EXTERIOR THAT OPEN INWARD ARE TO HAVE A 15mm STEP UP ALONG THE LONGITUDINAL CENTRELINE OF THE DOOR LEAF.
- ALL CONCRETE FOUNDATIONS TO BE A MINIMUM OF 600mm X 300mm AS VERIFIED BY ENGINEER.
- UNLESS SHOWN OTHERWISE. TOP OF CONCRETE FOUNDATION TO BE A MINIMUM OF 300mm BELOW NATURAL GROUND LEVEL.

PLUMBING AND SEWERAGE

- ALL PLUMBING WORK TO BE CARRIED OUT BY LICENSED AND REGISTERED PLUMBERS.
- INSPECTION EYES TO ALL BENDS. JUNCTIONS TO BE EASILY ACCESSIBLE. INSPECTION EYES TO HAVE VISIBLE MARKED COVERS AT GROUND LEVEL.
- RODDING EYES TO BE PROVIDED WHERE NECESSARY.
- ALL SOIL PIPES TO BE 100mm DIAMETER GLAZED EARTHENWARE OR PVC DRAINS AND TO HAVE A MINIMUM FALL OF 1 : 60. TOP OF DRAIN TO BE AT LEAST 300mm BELOW NATURAL GROUND LEVEL.
- ALL WASTE PIPES TO BE 50mm INTERNAL DIAMETER.
- ALL WASTE FITTINGS TO HAVE DEEP "P" RESEALED TRAPS AND TO BE FULLY ACCESSIBLE FOR REPAIRS AND CLEANING.
- ALL RAISED VENT PIPES TO EXTEND 900mm ABOVE ROOF LEVEL.
- WASTE PIPES EXCEEDING 6m LENGTH TO BE VENTED.
- S.V.P.'S TO ALL W.C'S HAVING MORE THAN 1200mm VERTICAL DISCHARGE.
- ALL SOIL AND WASTE FITTINGS TO BE ACCESSIBLE ALONG THEIR ENTIRE LENGTH FOR MAINTENANCE AND REPAIRS.
- ALL SUBSOIL DRAINS TO BE ACCESSIBLE AT 24m CENTRES BY MEANS OF MANHOLES OR CLEANING EYES.
- A MANHOLE TO BE PROVIDED WITHIN 1,2m OF THE ERF BOUNDARY.
- ALL DRAINS UNDER BUILDING TO BE STRAIGHT RUNS, WITH INSPECTION EYES AT THE ENDS. THE PIPE TO BE ENCASED IN MINIMUM 150mm CONCRETE (15MPA MINIMUM STRENGTH).
- STORMWATER TO RUN NATURALLY WITH SLOPE OF SITE.
- ALL PAVING TO BE LAID TO FALLS AWAY FROM BUILDING.

WATERPROOFING AND DAMPPROOFING

- 375micron BRICKGRIP POLYTHENE DAMP PROOF COURSE TO BE INSTALLED AS PER MANUFACTURERS SPECIFICATIONS.
- D.P.C. UNDER ALL WALLS AND SCREEN WALLS TO BE MINIMUM 150mm ABOVE FINISHED GROUND LEVEL AND VISIBLY PROTRUDING.
- D.P.C. TO BE PROVIDED UNDER WINDOW CILLS, BEHIND WEATHERBOARDS AND UNDER ROOF RIDGE TILES.
- VERTICAL D.P.C. TO ALL CHANGES IN FLOOR LEVEL. SURFACE BEDS TO BE ON APPROVED WATERPROOFING FORMING A CONTINUOUS SEALED MEMBRANE WITH THE D.P.C. UNDER WALLS.
- FLASHINGS AND COUNTER-FLASHINGS TO ALL CHANGES OF ROOF LEVELS AND TO CHIMNEYS AND WALL CONNECTIONS.
- IMPERVIOUS COPINGS TO ALL PARAPETS.
- WATERPROOFING TO ROOF SLABS TO BE DERBIGUM SP4 MEMBRANE OR SIMILAR APPROVED PRODUCT. ALL TO BE LAID (INCLUDING FLASHING AND COUNTER-FLASHING) STRICTLY IN ACCORDANCE WITH MANUFACTURER'S INSTRUCTIONS WITH UBT BITUMINOUS PAINT TO ALL EXPOSED SURFACES AND GUARANTEED UNCONDITIONALLY FOR TEN YEARS.

GLAZING

- ALL GLAZING TO COMPLY WITH PART N OF SANS10400 NATIONAL BUILDING REGULATIONS.
- ALUMINIUM DOORS AND WINDOWS TO CONFORM TO AAAMSA AND SAGGA STANDARDS.

No	REVISION	DATE	APPROVED
00	ISSUED FOR COMMENT	14/4/2021	LD
01	FOR INFORMATION	11/5/2021	LD
02	INTERIOR EQUIPMENT	22/5/2021	LD

CONSULTANT
INCLINE ARCHITECTS
117 B Albrecht Street | Dan Pienaar | Bloemfontein 9350
PO Box 28143 | Danhof | Bloemfontein 9310 | t: 051 444 4702
admin@inclinearchitects.co.za | www.inclinearchitects.co.za

DBSA Development Bank of Southern Africa
education Department of Education FREE STATE PROVINCE

CLIENT
FREE STATE DEPARTMENT OF BASIC EDUCATION

PROJECT
MATLA 2 PRIMARY SCHOOL
PROPOSED NEW PRIMARY SCHOOL ON ERF NR 15669, HEIDEDAL EXT .25 MANGAUNG METRO MUNICIPALITY

DRAWING
CL5+STO6
GROUND FLOOR PLAN,ROOF PLAN,ELEVATIONS &SECTION

DESIGN	L Delport	DATE	
DRAWN	C Meyer	DATE	
CHECKED	L Delport	DATE	
SCALE	AS SHOWN	DATE ISSUED	7/22/2021
DRAWING STATUS	S	DRAWING No	ED 035-T-ARC-14