

1 TERRACOTTA AIRBRICKS SPACED BETWEEN TRUSSES

2 TERRACOTTA AIRBRICKS SPACED BETWEEN TRUSSES

361

2835

2274

DISTRIBUTION BOARD

CHALKBOARD

PLUG

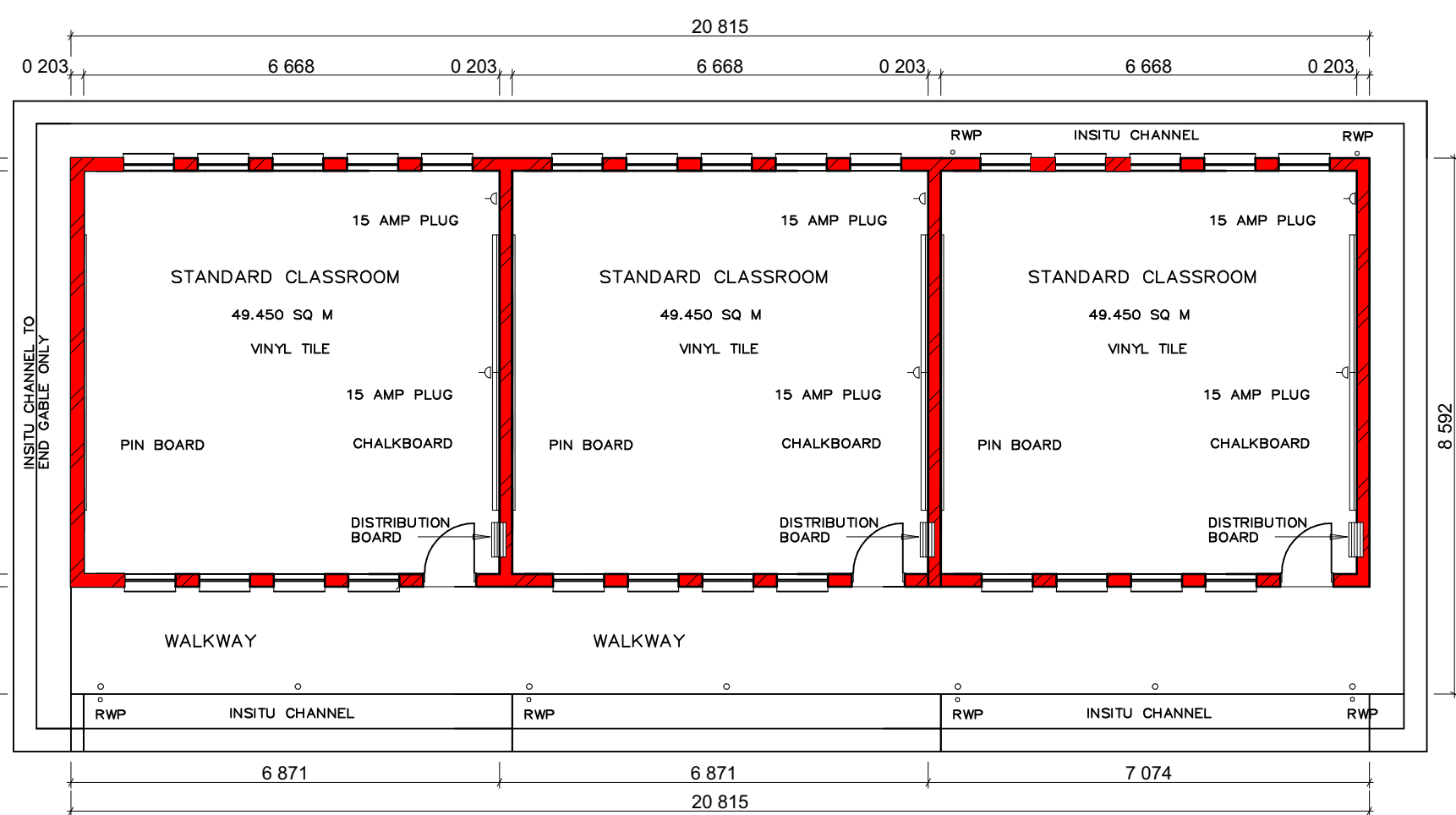
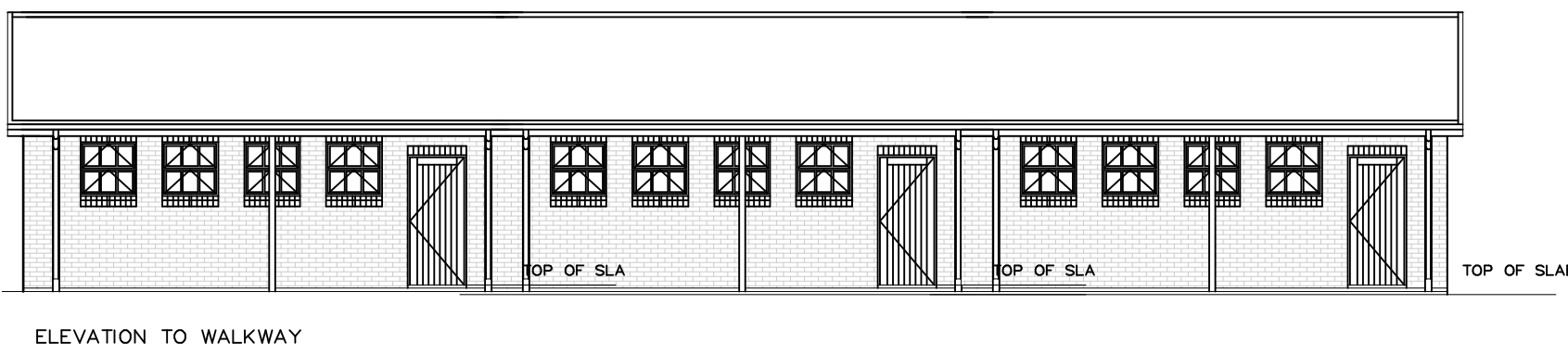
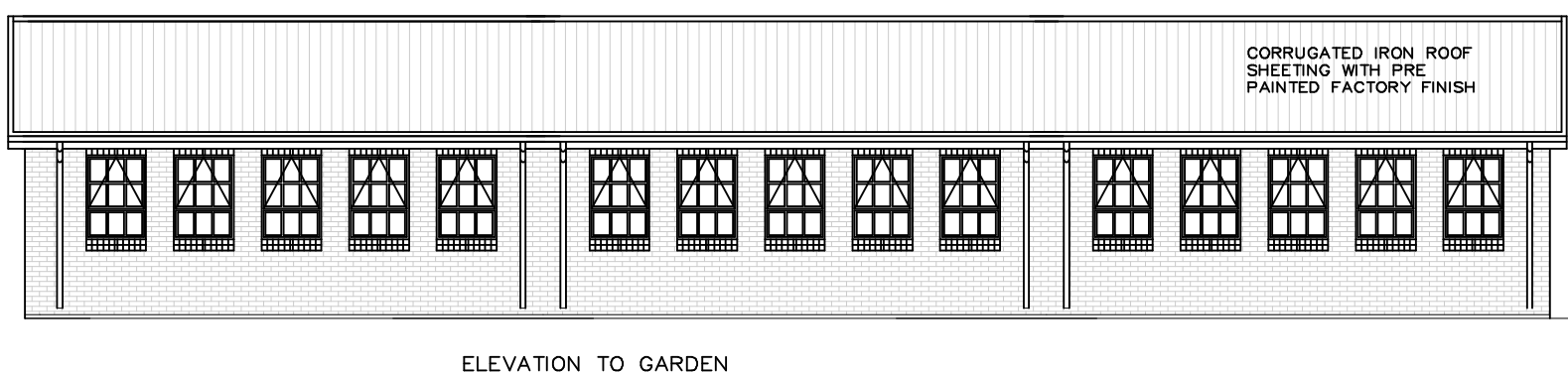
PLUG

850 FACEBRICK DADO  
- SEE NOTES

FOUNDATIONS TO ENGINEERS DETAILS

CROSS SECTION

Architectural drawings of the Gable Elevation for the main house and the garage. The main house elevation shows a gable roof with 2 terracotta airbricks, a top of slab line, and face brick walls with raked joints and perpends. The garage elevation shows a similar gable roof with 2 terracotta airbricks and a top of slab line.



The architectural drawings for the 2 Classroom Configuration include the following views and details:

- ELEVATION TO WALKWAY:** Shows the front elevation of the building with a series of windows and two doors. Labels include "FACE BRICK PIER" and "ELEVATION TO WALKWAY".
- GABLE ELEVATION:** Shows the gable end of the building with a central door and windows. Labels include "AIRBRICKS BETWEEN ALTERNATE TRUSSES", "PIN BOARD", "MAGAZINE RACK", "850 FACEBRICK DADO - SEE NOTES", and "FOUNDATIONS TO ENG DETAILS".
- CROSS SECTION:** Shows a cross-section of the building with a gabled roof. Labels include "AIRBRICKS BETWEEN ALTERNATE TRUSSES", "PIN BOARD", "MAGAZINE RACK", "850 FACEBRICK DADO - SEE NOTES", and "FOUNDATIONS TO ENG DETAILS".
- ELEVATION TO WALKWAY (Side View):** Shows the side elevation of the building with a gabled roof. Labels include "2 x CORROBLOCK AIR VENTS", "TOP OF SLAB", and "ELEVATION TO WALKWAY".
- PLAN:** Shows the floor plan of the building. Labels include "INSITU CHANNEL", "RWP", "S.S.SINK", "GRADE 'R' CLASSROOM 65.900 SQ M VINYL TILE", "STORE 8.680 SQ M VINYL TILE", "BOOK SHELVES MAGAZINE RACK", "PIN BOARD", "PIGEON HOLES", "CHALKBOARD", "15 AMP PLUG BELOW CHALKBOARD", "SECURITY GATE", "FACE BRICK PIER", "WALKWAY", "INSITU CHANNEL", "RWP", "COVERED PLAY AREA COVERED PLAY AREA", "60mm INTERLOCKING G-BLOCKS", and "INSITU CHANNEL".
- STORE ROOM ELEVATIONS:** Shows the elevations of the store room. Labels include "FIXED SHELVING", "WORK TOP OPEN UNDER", and "STORE ROOM ELEVATIONS".
- END ELEVATION:** Shows the end elevation of the building. Labels include "CHALKBOARD", "15 AMP PLUG", "850 FACE BRICK DADO - SEE NOTE", and "END ELEVATION".
- LONG ELEVATION:** Shows the long elevation of the building. Labels include "PIGEON HOLES", "PIN BOARD", and "LONG ELEVATION".
- PART LONG ELEVATION:** Shows a partial long elevation of the building. Labels include "15 AMP PLUG", "BOOK SHELVES", and "PART LONG ELEVATION".

2 TERRACOTTA AIRBRICKS  
SPACED BETWEEN TRUSSES

361

2635

2274

P.O. OF SLAB

DISTRIBUTION BOARD

CHALKBOARD

850 FACEBRICK DADO  
— SEE NOTES

2 TERRACOTTA AIRBRICKS  
SPACED BETWEEN TRUSSES

FOUNDATIONS TO  
ENGINEERS' DETAILS

CROSS SECTION

2 TERRACOTTA AIRBRICKS

TOP OF SLAB

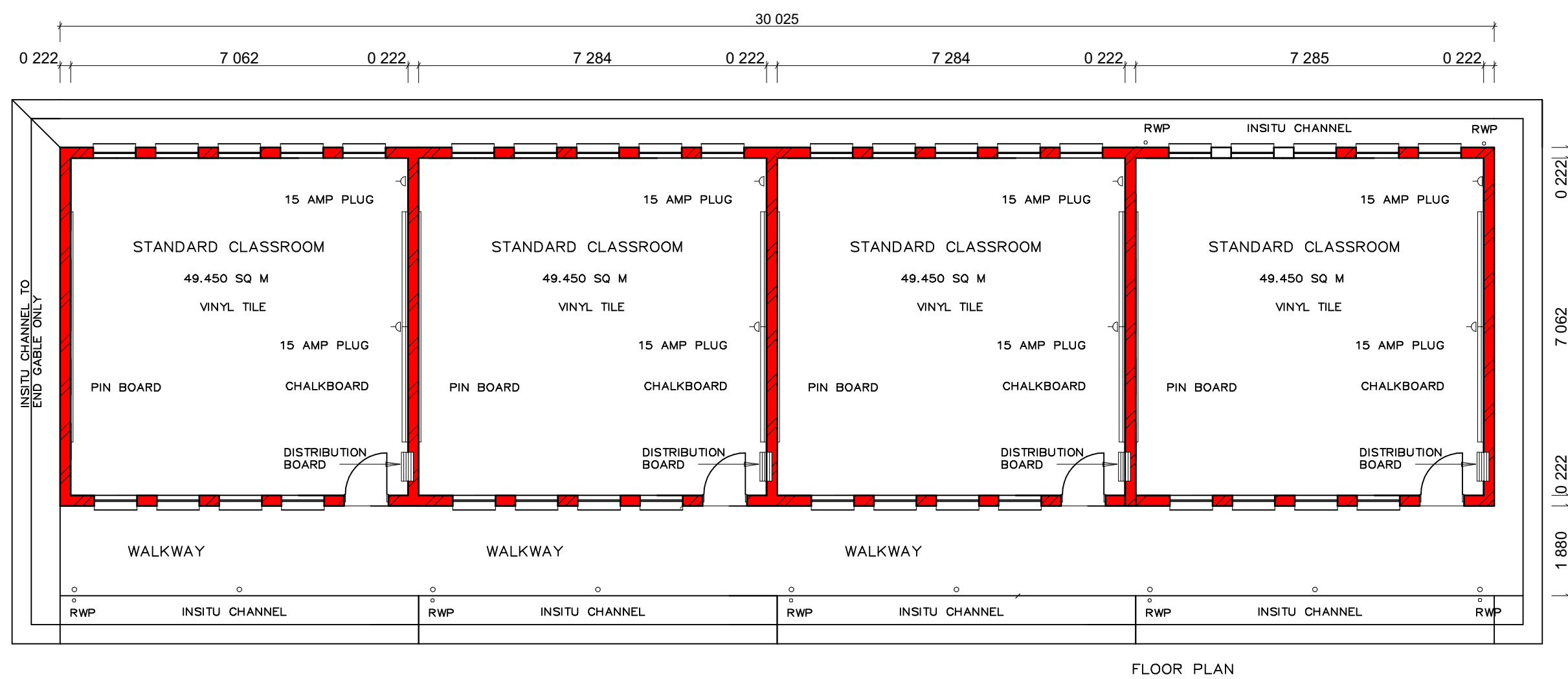
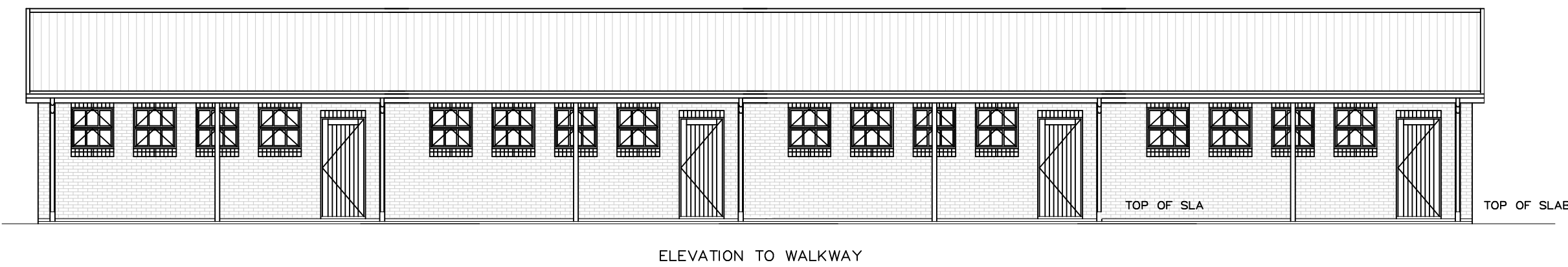
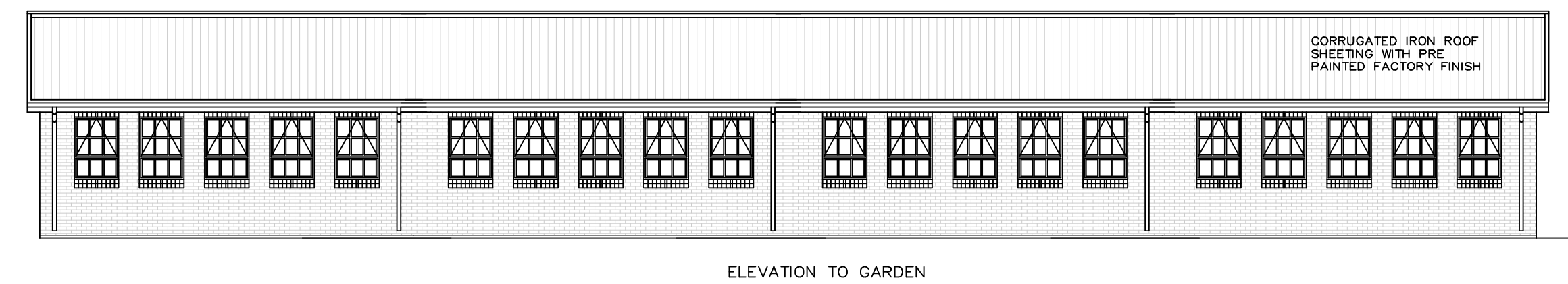
GABLE ELEVATION

2 TERRACOTTA AIRBRICKS

FACE BRICK WALLS WITH RAKED JOINTS AND PERPENDS

TOP OF SLAB

GABLE ELEVATION



**NOTES**

- This drawing is the property of COENG, and is intended for use only on site and for the project to which it relates.
- Copyright in this drawing is owned by COENG.
- All work is to be carried out in accordance with SANS 10400 and other relevant SANS standards.
- This drawing is not to be scaled. Figure dimensions to be used. All dimensions are in millimeters unless otherwise stated.
- All levels and dimensions to be checked on site by the contractor before work is carried out and any discrepancies to be reported to the Architect.
- The contractor shall in all aspects of the works comply with the provisions of the Occupational Health and Safety Act, 1993 (Act No 85 of 1993) and any regulations promulgated in terms of that Act or the Factories Machinery and Building Works Act of 1941.
- The drawings must be read in conjunction with all the relevant drawings, schedules and specifications from the Architect and all other consultants related to the project.

COPYRIGHT NOTICE

Copyright subsists in this drawing. The person or entity, whose name appears in the title block of this drawing, is hereby granted a non-exclusive license to use, display, print and/or reproduce this drawing to the extent necessary to carry out and complete the project described in the title block of this drawing.

This license in respect of the copyright is expressly limited as aforesaid and the person and/or entity referred to above shall not be entitled to grant sub-licenses in respect of the copyright in this drawing to any other entity.

This license confers no ownership rights in the copyright vesting in the drawing and this drawing and the copyright subsisting therein will, at all times, remain the property of COENG. Any unauthorized reproduction, publication, film or television, adaptation and/or inclusion of this drawing in the cinematograph film or television broadcast is an act of copyright infringement which will render the doer of the act liable for civil law copyright infringement and may in certain circumstances render the doer liable to criminal prosecution. Requests and enquiries concerning this drawing and the rights subsisting therein should be addressed to the copyright owner.

**ACTS OF PARLIAMENT**

All contractors shall ensure that, before any work is put in hand, they comply with all the necessary Acts of Parliament of the Republic of South Africa.

[illegible]

## SCHEDULE OF RIGHTS

SITE DESCRIPTION	
SITE AREA	
USE ZONE	
HEIGHT ZONE	
BUILDING LINES	

COVERAGE	
PERMISSIBLE	ACTUAL

FOOR AREA RATIO (F.A.R)	
PERMISSIBLE	ACTUAL

## AREA CALCULATIONS



PERMISSIBLE	ACTUAL

## CLIENT



IMPLEMENTING AGENT:

Development Bank  
of Southern Africa

NAME: .....

SIGNATURE: .....

DATE: .....

CONSULTANT

**COENG**

Engineered Sustainable Solutions

COENG Consulting & Construction Engineers  
31 REGENCY DRIVE  
ROUTE 21 CORPORATE PARK  
PRETORIA  
0178  
TEL: 012 450 3700

ARCHITECT  
FAHEEM JOGIAT  
SACAP REG. NUMBER  
PSAT-58230510  
SIGNATURE: \_\_\_\_\_ DATE: \_\_\_\_\_

PROJECT LOCATION  
King Cetshwayo District Municipality

PROJECT DESCRIPTION

PROPOSED CLASSROOMS  
CONTRACT NUMBER :  
DRAWING DESCRIPTION  
RENOVATION PLAN

SCALE <b>1:100</b>	SHEET SIZE <b>A0</b>	DATE <b>2019-06-12</b>
DRAWN BY: F.J	CHECKED BY:	DATE: 2022/06/10

PRELIM	MUNICIPAL	TENDER	CONSTRUCTION
PROJECT NO.	DISCIPLINE	DRAWING NO.	REVISION