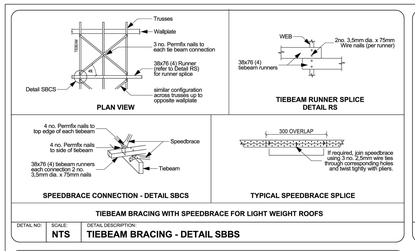

TIEBEAM BRACING WITH SPEEDBRACE FOR LIGHT WEIGHT ROOFS

DETAIL NO:	SCALE:	DETAIL DESCRIPTION:
	NTS	TIEBEAM BRACING - DETAIL SBBS

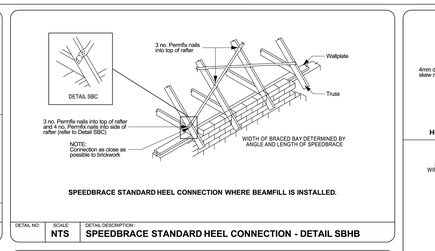

SPEEDBRACE STANDARD HEEL CONNECTION WHERE BEAMFILL IS INSTALLED.

DETAIL NO:	SCALE:	DETAIL DESCRIPTION:
	NTS	SPEEDBRACE STANDARD HEEL CONNECTION - DETAIL SBHB

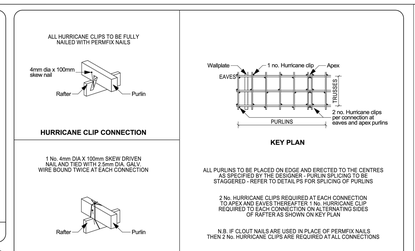

50 X 76 PURLIN CONNECTION

PURLIN SPLICE DETAILS

DETAIL NO:	SCALE:	DETAIL DESCRIPTION:
	NTS	PURLIN SPLICE DETAIL - DETAIL PC

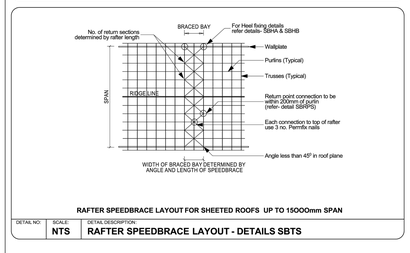

RAFTER SPEEDBRACE LAYOUT FOR SHEETED ROOFS UP TO 15000mm SPAN

DETAIL NO:	SCALE:	DETAIL DESCRIPTION:
	NTS	RAFTER SPEEDBRACE LAYOUT - DETAILS SBTS

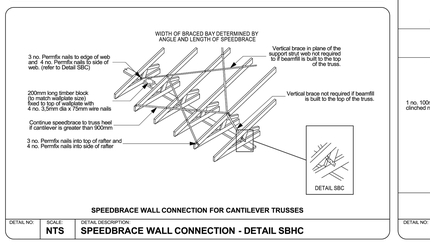

SPEEDBRACE WALL CONNECTION FOR CANTILEVER TRUSSES

DETAIL NO:	SCALE:	DETAIL DESCRIPTION:
	NTS	SPEEDBRACE WALL CONNECTION - DETAIL SBHC

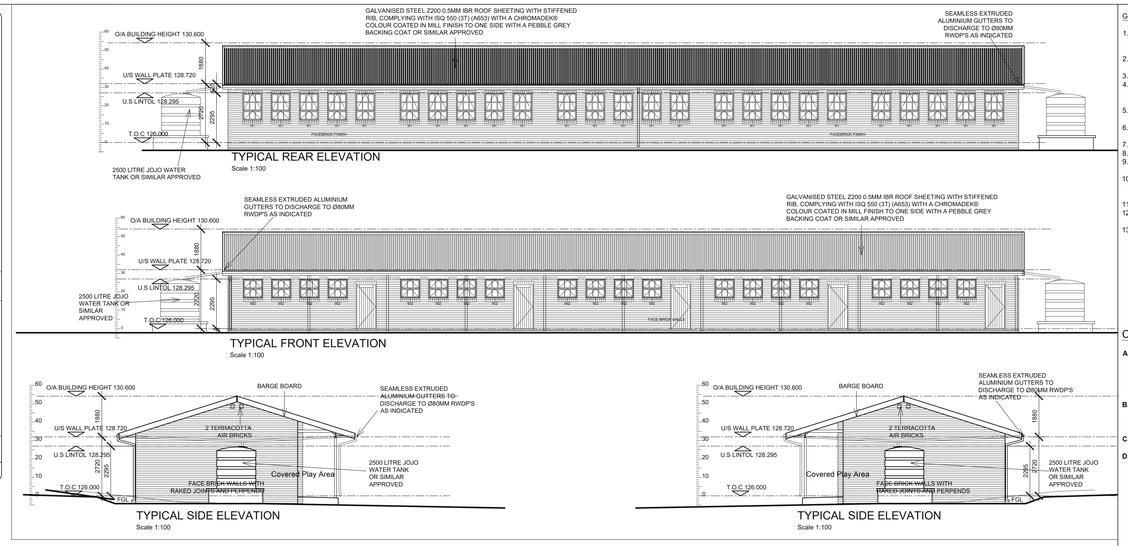

GENERAL NOTE:

1. The implementing agent will give direction whether a pit will be sealed or un-sealed depending on the outcome of the ground water protocol.
2. The contractor will be responsible for excavation the pit, whatever the ground conditions, his/her cost.
3. All blocks to be nfx engineering blocks for the whole substructure.
4. Section a-a shows the arrangement for an un-sealed pit, for sealed pits the outside wall of the substructure must be solid with no open vertical joints.
5. The bottom of the pit will include a 500mm thick concrete base to ensure the pit is fully sealed.
6. Central dividing walls must be constructed with fully mortared joints for the full depth.
7. The outer wall of the pit must have a minimum thickness of 200mm
8. The pit must be 1 course of bricks above the natural ground level.
9. The slabs will be designed and approved by theimplementing agent.
10. The rain water harvesting tank must be equipped with a fload valve and connected to the main water supply within the school yard, where it is available.
11. Taps in all wash hand basin must be charlock pvc Pro.
12. Close taps to ensure reliable water conservation, which must be able to close at minimum 15kpa pressure.
13. Vent pipes to secured to the walls outside the ablution facilities
    - 3m 110mm Ø vent pipe (black - uv) fixed with 3 110mm holder bats
    - 110mm fly screen used at vent end Charlock VIP 200 toilet pedestals to be complete with seat lid. Grade R: Char Bambi I/drop (kiddie pan)
    - pipes from sinks & urinal outlets to soakaway pit (50mm pvc)
    - pipes from gutters to fill tank (75mm pvc)
    - pipe form tank to sinks (15mm polycop) fitting to be done internally

CONSTRUCTION NOTES

A. FOUNDATIONS
1. Foundations to be 700mm wide x 250 thick, 25 mpa concrete strip footing under all walls.
2. They are to sit on firm compacted ground (excavated trenches) with a minimum of 700mm below ground level and to engineers approval upon inspection.

B. BACKFILL
1. Fill & imported fill to be approved clean earth, well watered & rammed in layers not exceeding 150mm in depth and thoroughly consolidated to a density of 95% mod ashto.

C. FLOORS
1. All to Engineers detail and specificaton.

D. WALLS
1. All walls are to comply with "Part K" of the National Building Regulations.
2. COROBRICK COMMONS to be used where to recieve plaster COROBRICK ENGINEERING Bricks to be used below ground level in foundation walls.
3. Brickforce to every 3rd course up to window head height thereafter all courses from window head to underside of wallplate. Galvanised crimp wire wall ties (7 per square metre laid staggered).
4. External face of inner skin to be painted bitumen paint. 375 micron embossed damp-proof membrane stepped below all window cills.
5. Where plaster is required internally (13 - 16mm thick) ratio must be 1:5 cement:sand mix. Beam filling to underside of roofing sheets.
6. Control joints to be provided in accordance with engineers specifications & must be sealed with 12mm deep polysulphide sealant with backing strip and impregnated softboard.
7. All internal brickwork to have brickforce at every third course o brickwork.
8. All founding and / or retaining wall to Structural Engineers details.
9. P.C. lintols to be installed over all new openings wheres walls to be plastered and painted.
10. **All Facebrick on edge lintols strictly to eng. detail**

D. ROOF
1. Safintra 0,5mm thick AZ150ZincAl Widedek profile roof sheeting, fixed to intermediate steel purlins at 1600mm centres and to ridge and eaves purlins at 1350mm centres, 12x55mm long class3 metal self drilling screws at every second crest at intermediate purlins and every crest at eaves purlins all in accordance with the manufacturer's recommendations.
2. The sheeting shall be Widedek trapezoidal type profile as manufactured by Safintra Roofing.
3. The profile shall be roll-formed with 5 trapezoidal ribs at 191mm centres with a nett cover of 760mm.
4. The rib height shall be 29mm and shall be fixed in accordance with the manufacturer's recommendations
5. Widedek sheeting the recommended minimum pitch for slopes in excess of 15m is 10° and for slopes less than 15m is 7.5°
6. Widedek sheeting can be ordered in any length, subject to transport limitations up to 13.2m . Longer lengths require special transport arrangements.
7. Purlin spacings are dependant on both downward loading and negative suction loading caused by wind. The engineer should be consulted to calculate the load (kN/m²) for particular application

CONCRETE MIX RATIO'S

STRENTH	UNIT CEM	UNIT SAND	UNIT STONE
10MPa	2	3.5	3.5
15MPa	2	3	3
25MPa	2	2.5	2.5
30MPa	2	2	2

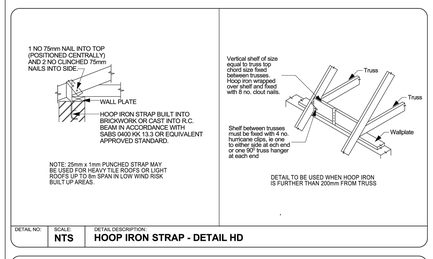

DETAIL NO:	SCALE:	DETAIL DESCRIPTION:
	NTS	HOOP IRON STRAP - DETAIL HD

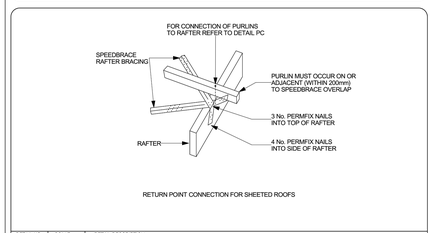

DETAIL NO:	SCALE:	DETAIL DESCRIPTION:
	NTS	RETURN POINT CONNECTION - DETAIL SBRPS

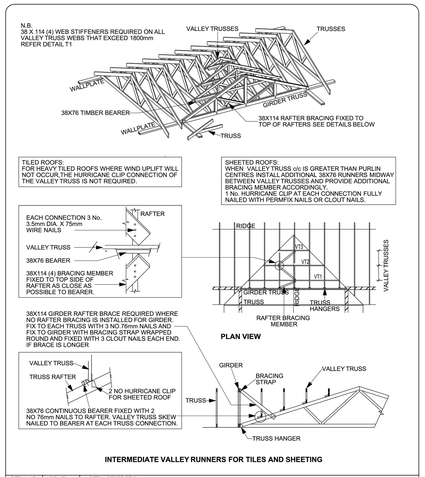

DETAIL NO:	SCALE:	DETAIL DESCRIPTION:
	NTS	INTERMEDIATE VALLEY RUNNERS - DETAIL VSB

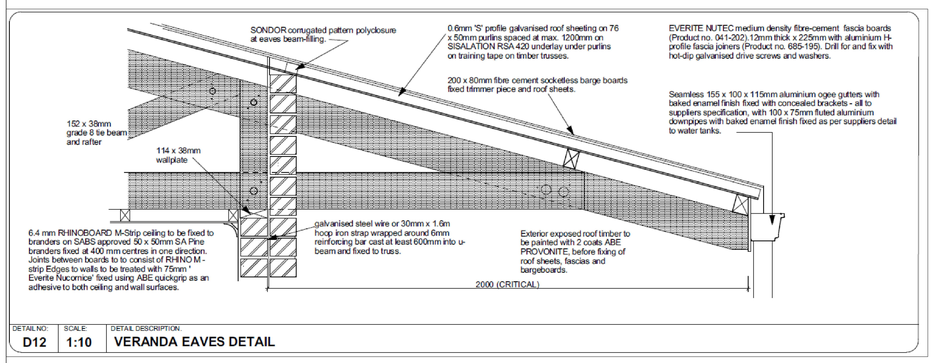

DETAIL NO:	SCALE:	DETAIL DESCRIPTION:
D12	1:10	VERANDA EAVES DETAIL

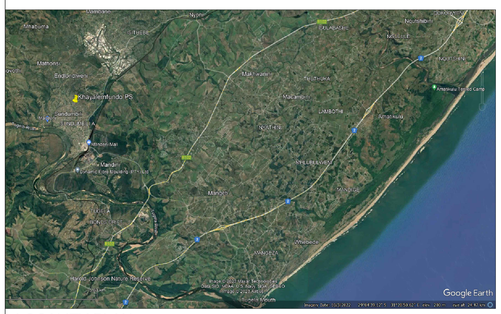

LOCALITY PLAN
SCALE : NTS

SITE PLAN
SCALE : NTS

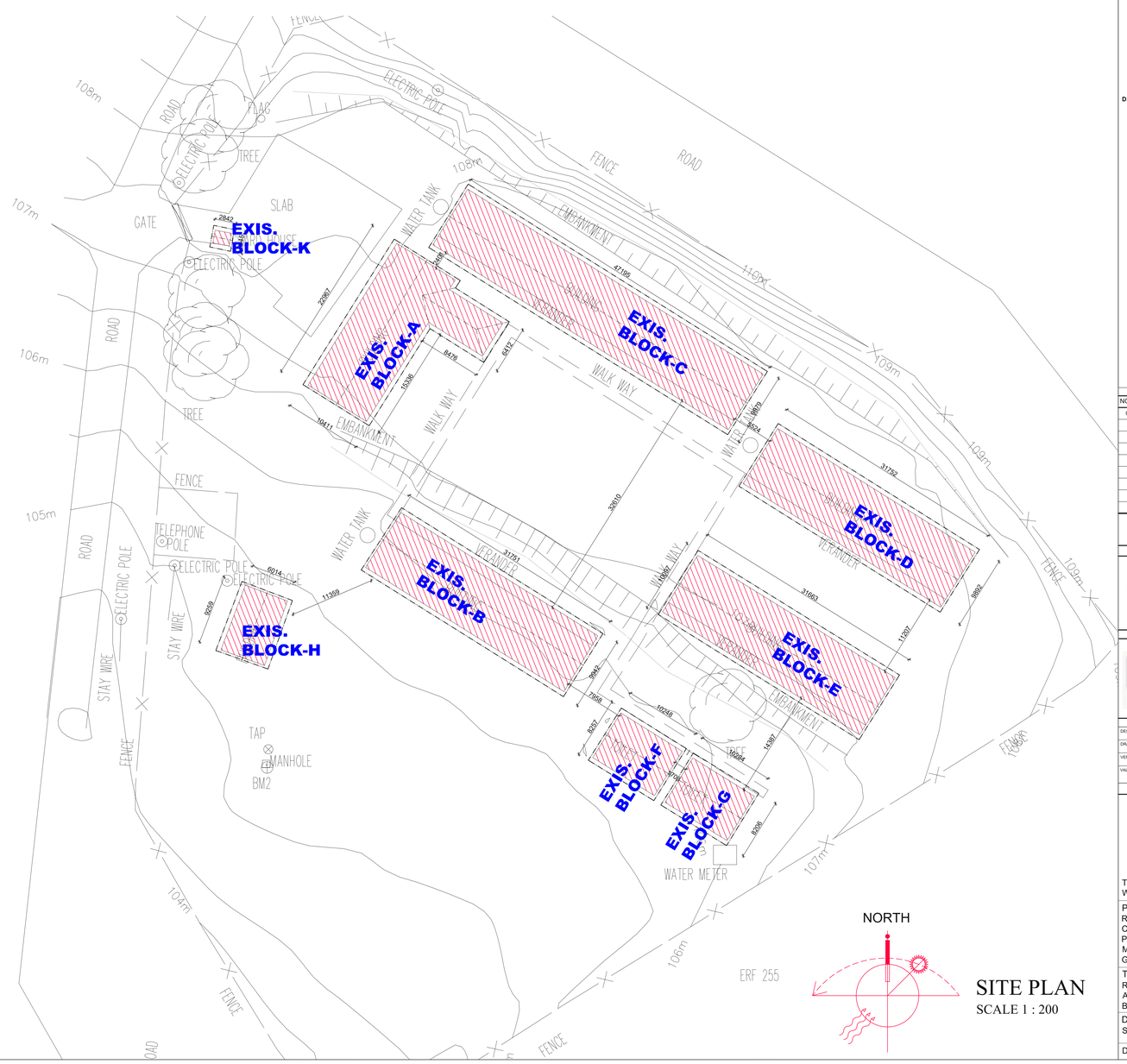

SITE PLAN
SCALE 1 : 200

NO.	DATE	REVISION	DRAW
0	26/04/23	FOR TENDER	A.D

FOR TENDER PURSUANCE

CLIENT
DEPARTMENT of EDUCATION
PROVINCE OF KWAZULU-NATAL

TECHNICAL CONSULTANT
LGA QUANTITY SURVEYORS
Unit 4
FWJK Court,
86 Armstrong Avenue,
La Lucia
Tel: +27 (0)31 566 2477
Email: projects@lgaqs.co
info@lgaqs.co.za

	NAME	SIGNATURE	DATE	SHEET
DESIGNED	ALLEN DZUDA		20/05/10	A0
DRAWN	ALLEN DZUDA		20/05/10	
VERIFIED	TSHELE LETSIPA		20/05/29	SCALE 1:100 1:20
VALIDATED	TSHELE LETSIPA		20/11/18	STATUS E = Enquiry P = Preliminary C = Contract AB = As b

IMPLEMENTING AGENT
DBSA DEVELOPMENT BANK OF SOUTHERN AFRICA
Building Africa's Prosperity

TEL: 011 313 3893
WEB: WWW.DBSA.ORG

PROJECT:
REMOVAL OF EXISTING ASBESTOS ROOF COVERINGS PROJECT AT KHAYALEMFUNDO PRIMARY SCHOOL, SUNDUMBILI TOWNSHIP - MANDENI, KZN - ***(EMIS: 500173974)***
GPS COORDINATES: 29° 7'31.25"S, 31°23'45.87

TITLE:
REFURBISHMENT AND REMOVAL OF EXISTIN ASBESTOS ROOF COVERINGS TO EXISTING BUILDINGS AND EXTERNAL WORKS

DESCRIPTION:
SITE DEVELOPMENT PLAN

DRG No. : 19LGA-KHAY - 001 (Rev. 0)