

# EXECUTIVE CHAIR

To be used in Executive Offices. All position higher and including Section Manager

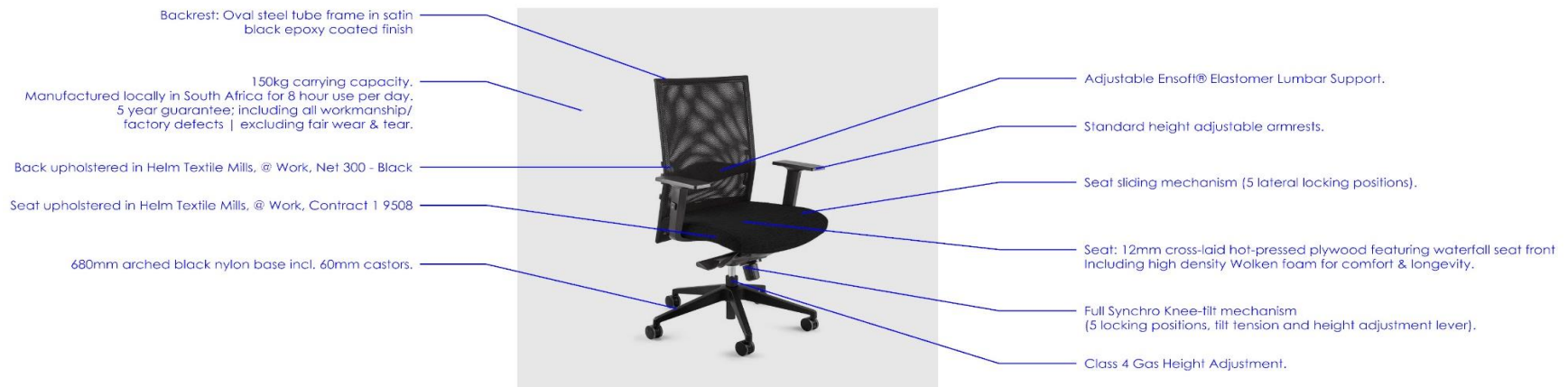
## 1.1



# OPERATORS CHAIR

To be used in Admin Offices: Specialist, Unit Managers, Assistants and any other similar applications.

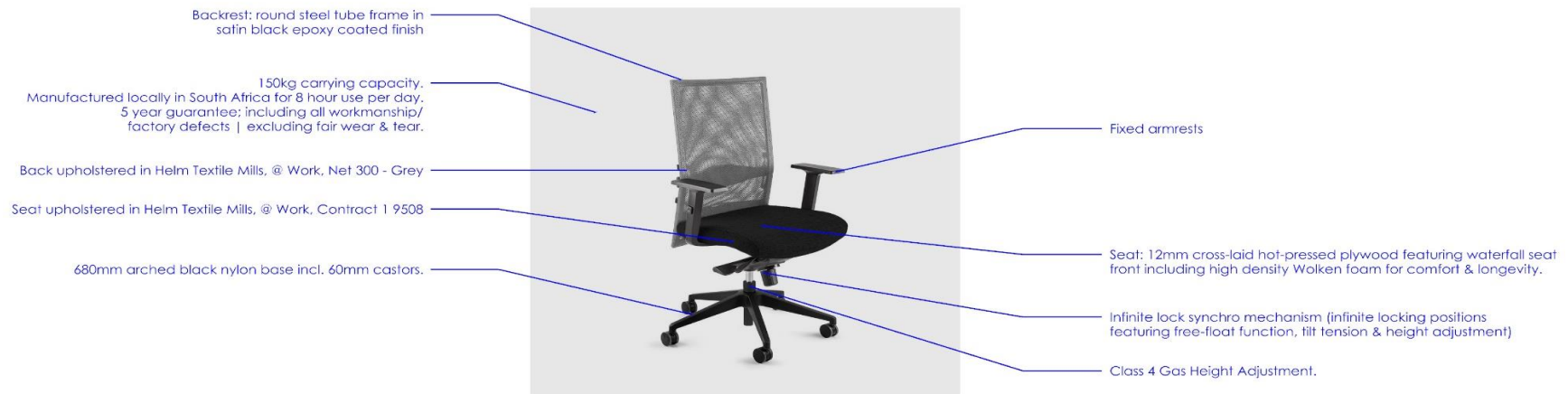
## 1.2



# BOARDROOM CHAIR

To be used in Boardrooms and Meeting rooms.

## 1.3



## VISITORS CHAIR

To be used in office visitors / meeting areas. Unit managers and higher positions

1.4



## COSMOS SINGLE

To be used in formal waiting areas (outside boardrooms, meeting rooms & reception areas)


# 2.1

Frames are lined with polypropylene and then covered in various high-density foams.

The frame structure is manufactured out of SA Pine timber with corner blocks for additional strength.

The steel base frame is manufactured from square tubing and is in white.

5 year warranty.



Overall size: 810mm (w) x 810mm (d) x 655mm (h).

Rest of armchair upholstered in Weavers World, Vulcan, Stone 36

Seat and backrest upholstered in Weavers World, Vulcan, Jaffa 43

## COSMOS DOUBLE

To be used in formal waiting areas (outside boardrooms, meeting rooms & reception areas)

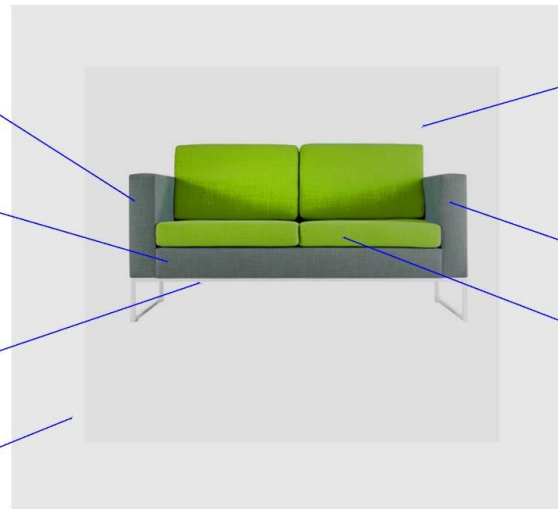
# 2.2

Frames are lined with polypropylene and then covered in various high-density foams.

The frame structure is manufactured out of SA Pine timber with corner blocks for additional strength.

The steel base frame is manufactured from square tubing and is in white.

5 year warranty.



Overall size: 1400mm (w) x 810mm (d) x 655mm (h).

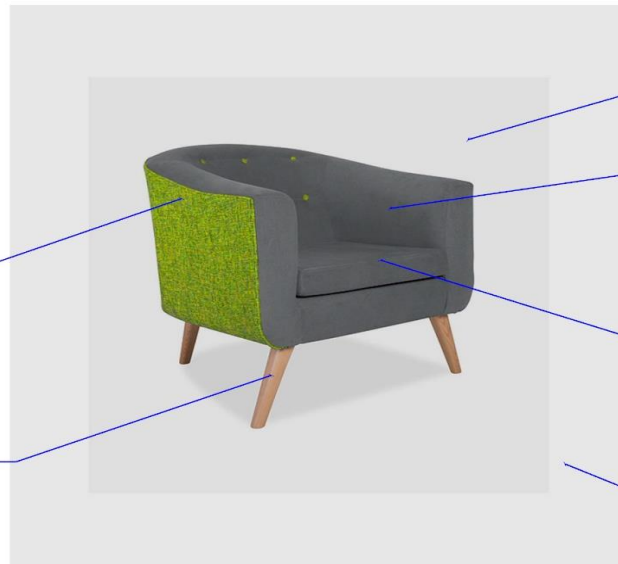
Rest of armchair upholstered in Weavers World, Vulcan, Stone 36

Seat and backrest upholstered in Weavers World, Vulcan, Mamba 47

## KIEV SINGLE

To be used in informal pause areas (ex. staff pause areas)

# 2.3



Overall size: 1  
760mm (w) x 820mm (d) x 790mm (h).

Seat and backrest upholstered in  
Weavers World, Vulcan, Stone 36

Single cushion.

5 year warranty.

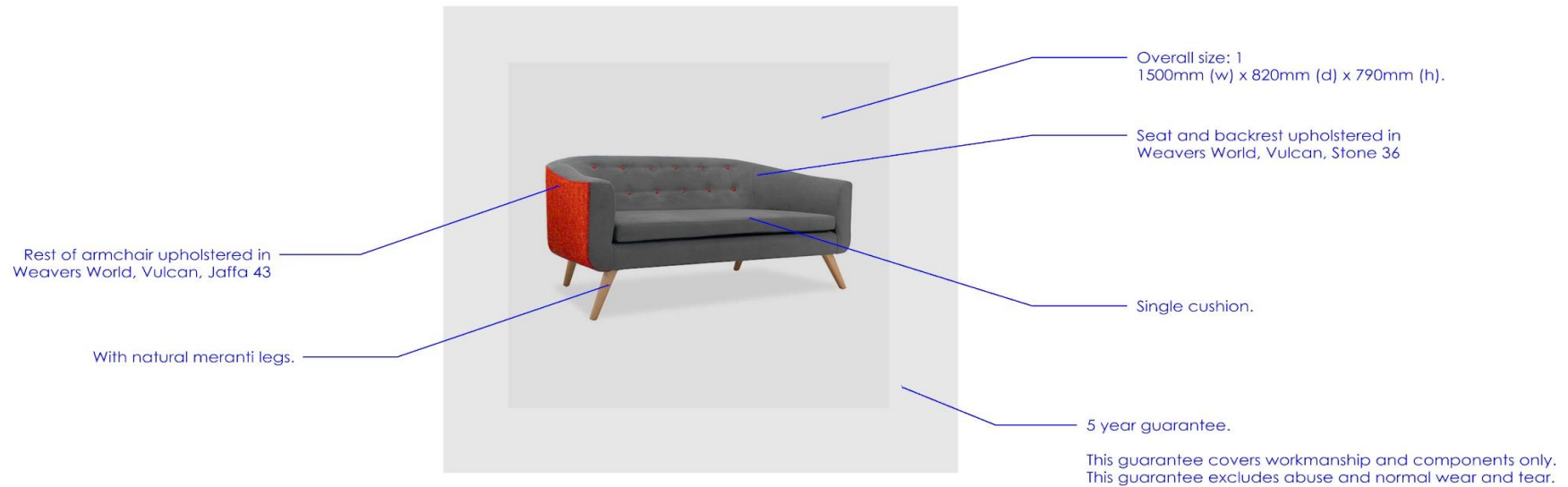
Rest of armchair upholstered in  
Weavers World, Vulcan, Mamba 47

With natural meranti legs.

## KIEV DOUBLE

To be used in informal pause areas (ex. staff pause areas)

# 2.4

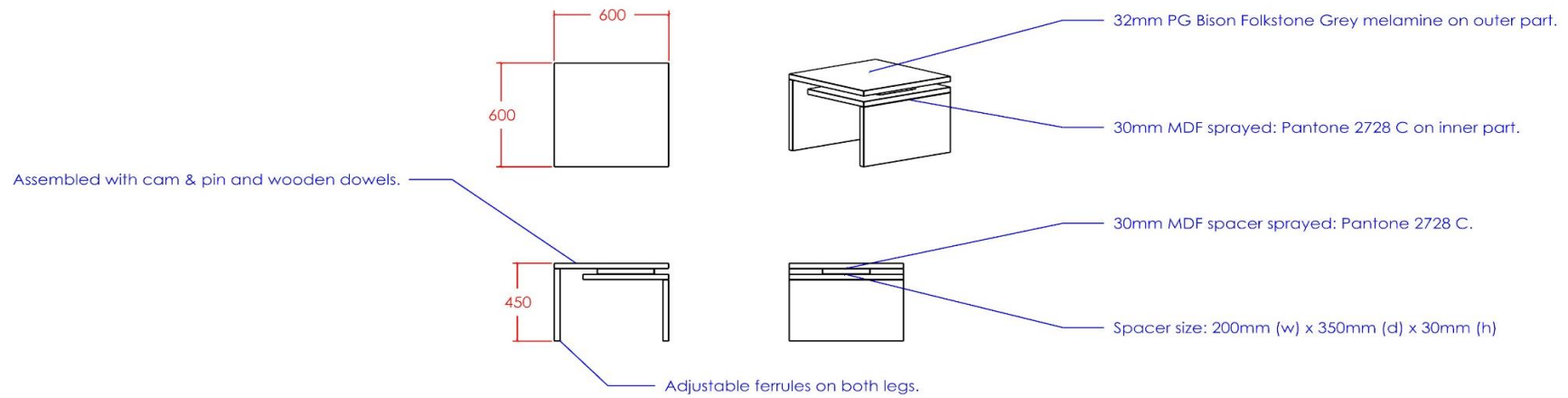




## NEO COFFEE TABLE SMALL

To be used in formal / informal waiting areas.

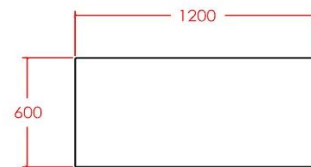
# 3.1



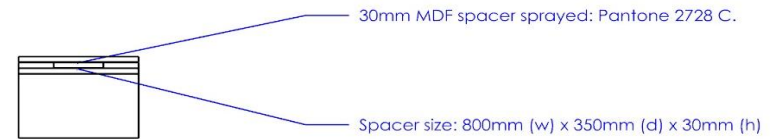
## NEO COFFE TABLE LARGE

To be used in formal / informal waiting areas.

# 3.2



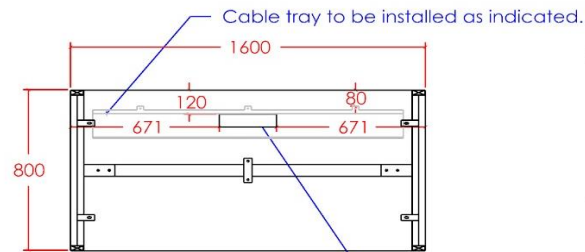
Assembled with cam & pin and wooden dowels.



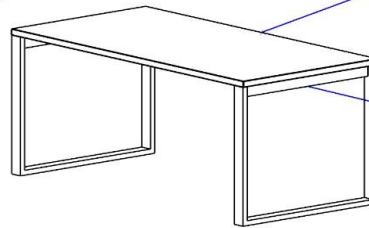
# 1600 DESK MELAMINE

To be used in Specialists, Assistants' offices and any other application where a desk of this size and finish is needed.

## 4.1

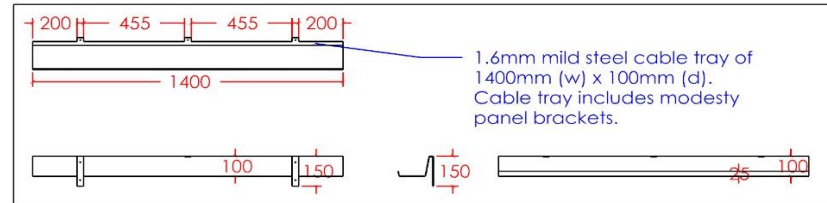
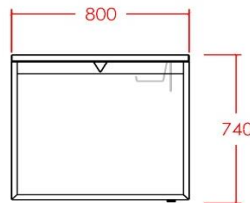



Allow for a cut-out of 258mm x 64mm to accommodate powerset (8.1). Cut-out to be placed as indicated.



32mm PG Bison Folkstone Grey melamine top.  
With 2mm PVC impact edging (matching) on all visible edges.  
8mm grommet inserts to be fitted in top as per frame.

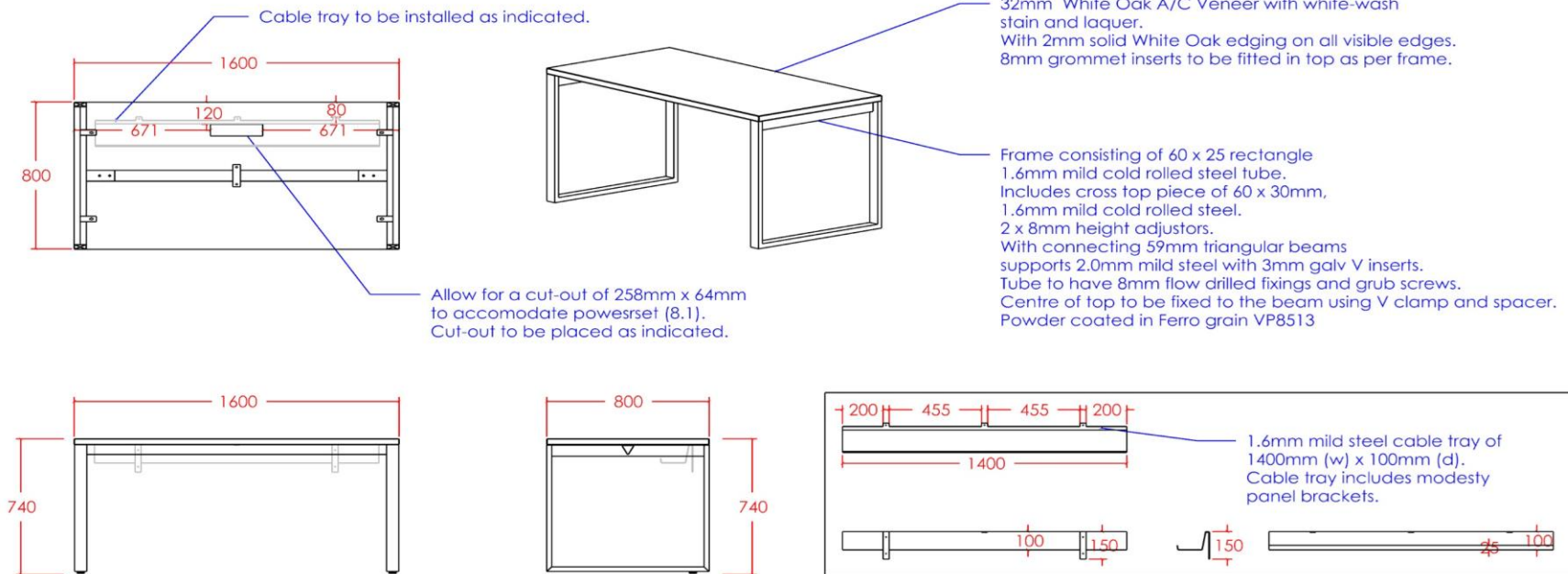
Frame consisting of 60 x 25 rectangle 1.6mm mild cold rolled steel tube.  
Includes cross top piece of 60 x 30mm, 1.6mm mild cold rolled steel.  
2 x 8mm height adjusters.  
With connecting 59mm triangular beams supports 2.0mm mild steel with 3mm galv V inserts.  
Tube to have 8mm flow drilled fixings and grub screws.  
Centre of top to be fixed to the beam using V clamp and spacer.  
Powder coated in Ferro grain VP8513



## 1600 DESK VENEER

To be used in Unit managers' offices and any other application where a desk of this size and finish is needed.

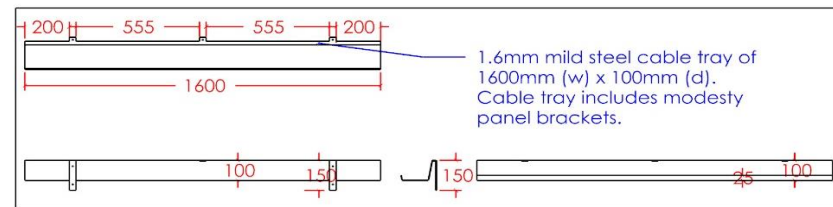
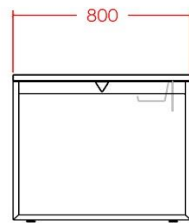

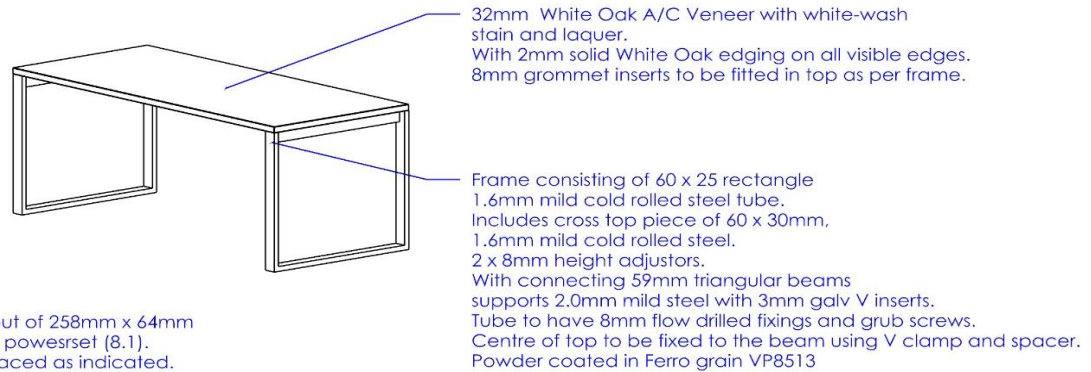
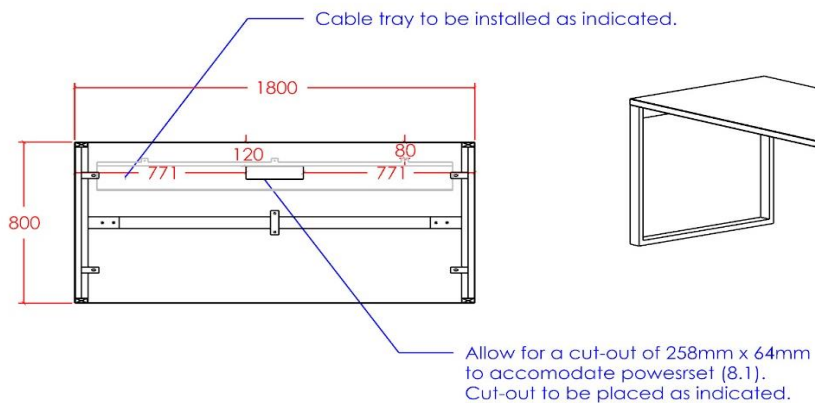
### 4.2



# 1800 DESK VENEER

To be used in Section managers, Division managers' offices and any other application where this desk is needed.

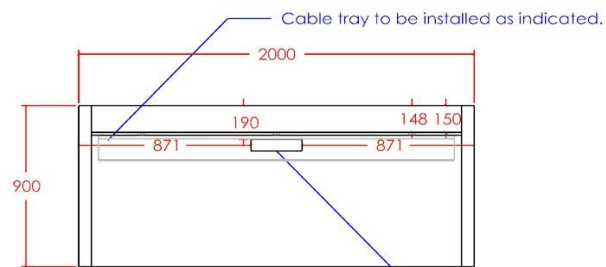
## 4.3



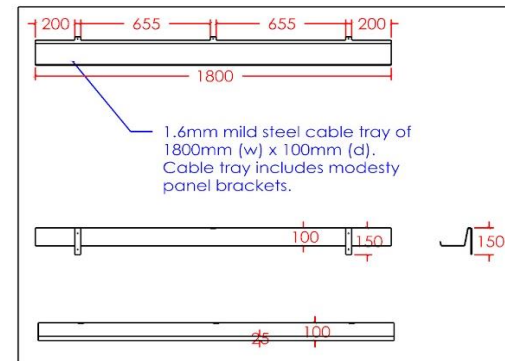
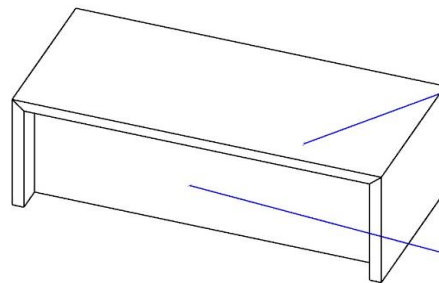
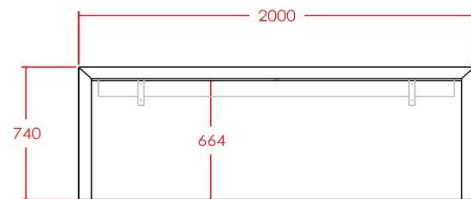
## 2000 DESK VENEER

To be used in the Secretary to Parliament's office

### 4.4



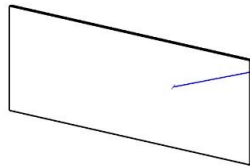

Allow for a cut-out of 258mm x 64mm to accommodate powerset (8.1).  
Cut-out to be placed as indicated.



## 1400 MODESTY PANEL

To be used on 1600mm wide desks

# 5.1

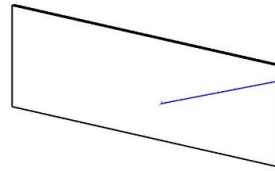




To be attached using modesty panel brackets on cable trays.  
16mm PG Bison Folkstone grey melamine finish.  
With 2mm PVC impact edging (matching) on all visible edges.

## 1600 MODESTY PANEL

To be used on 1800mm wide desks

# 5.2



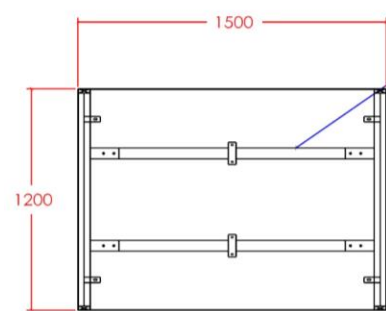
To be attached using modesty panel brackets on cable trays.  
16mm PG Bison Folkstone grey melamine finish.  
With 2mm PVC impact edging (matching) on all visible edges.



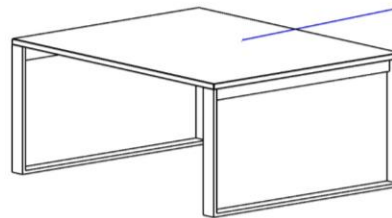
## 1500 BOARDROOM TABLE VENEER (A)

To be used in allocated meeting rooms or boardrooms. Multiple tables can be fitted next to each other.

### 6.1 A

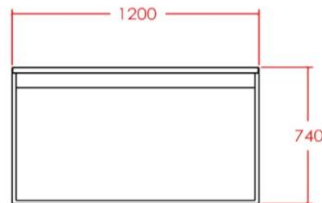
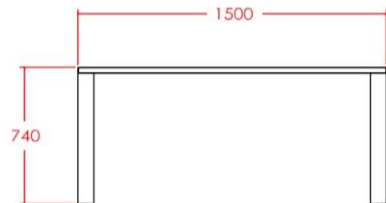


(x2) Support beams to be added per top.



32mm White Oak A/C Veneer with white-wash stain and laquer.  
With 2mm solid White Oak edging on all visible edges.  
8mm grommet inserts to be fitted in top as per frame.

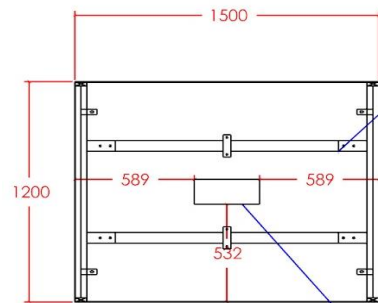
Frame consisting of 60 x 25 rectangle 1.6mm mild cold rolled steel tube.  
Includes cross top piece of 60 x 30mm, 1.6mm mild cold rolled steel.  
2 x 8mm height adjusters.  
With connecting 59mm triangular beams supports 2.0mm mild steel with 3mm galv V inserts.  
Tube to have 8mm flow drilled fixings and grub screws.  
Centre of top to be fixed to the beam using V clamp and spacer.  
Powder coated in Ferro grain VP8513



## 1500 BOARDROOM TABLE VENEER (B)

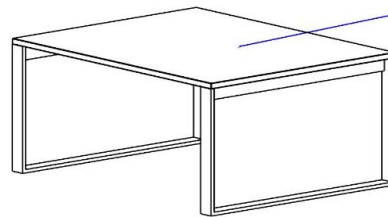
To be used in allocated meeting rooms or boardrooms. Multiple tables can be fitted next to each other.

### 6.1 B



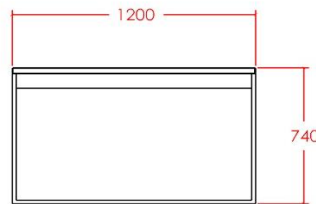
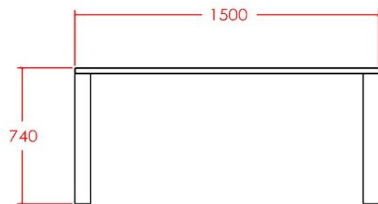
(x2) Support beams to be added per top.

Allow for a cut-out of 322mm x 135mm to accommodate power set (8.2).  
Cut-out to be in centre of top.



32mm White Oak A/C Veneer with white-wash stain and laquer.  
With 2mm solid White Oak edging on all visible edges.  
8mm grommet inserts to be fitted in top as per frame.

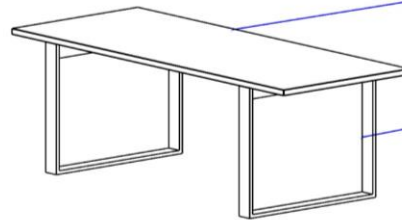
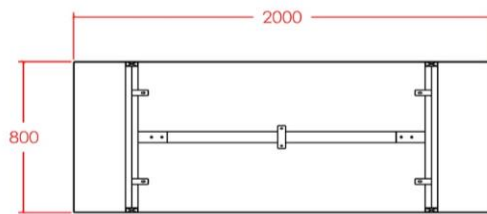
Frame consisting of 60 x 25 rectangle  
1.6mm mild cold rolled steel tube.  
Includes cross top piece of 60 x 30mm,  
1.6mm mild cold rolled steel.  
2 x 8mm height adjusters.  
With connecting 59mm triangular beams  
supports 2.0mm mild steel with 3mm galv V inserts.  
Tube to have 8mm flow drilled fixings and grub screws.  
Centre of top to be fixed to the beam using V clamp and spacer.  
Powder coated in Ferro grain VP8513



## 2000 BOARDROOM TABLE VENEER

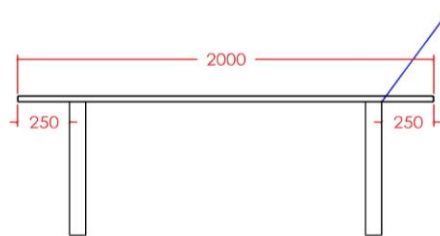
To be used in Division manger and Secretary to Parliament's offices.

### 6.2

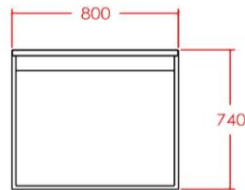


32mm White Oak A/C Veneer with white-wash stain and laquer.  
With 2mm solid White Oak edging on all visible edges.  
With 2mm solid White Oak edging on all visible edges.  
8mm grommet inserts to be fitted in top as per frame.

Frame consisting of 60 x 25 rectangle  
1.6mm mild cold rolled steel tube.  
Includes cross top piece of 60 x 30mm,  
1.6mm mild cold rolled steel.  
2 x 8mm height adjusters.  
With connecting 59mm triangular beams  
supports 2.0mm mild steel with 3mm galv V inserts.  
Tube to have 8mm flow drilled fixings and grub screws.  
Centre of top to be fixed to the beam using V clamp and spacer.  
Powder coated in Ferro grain VP8513



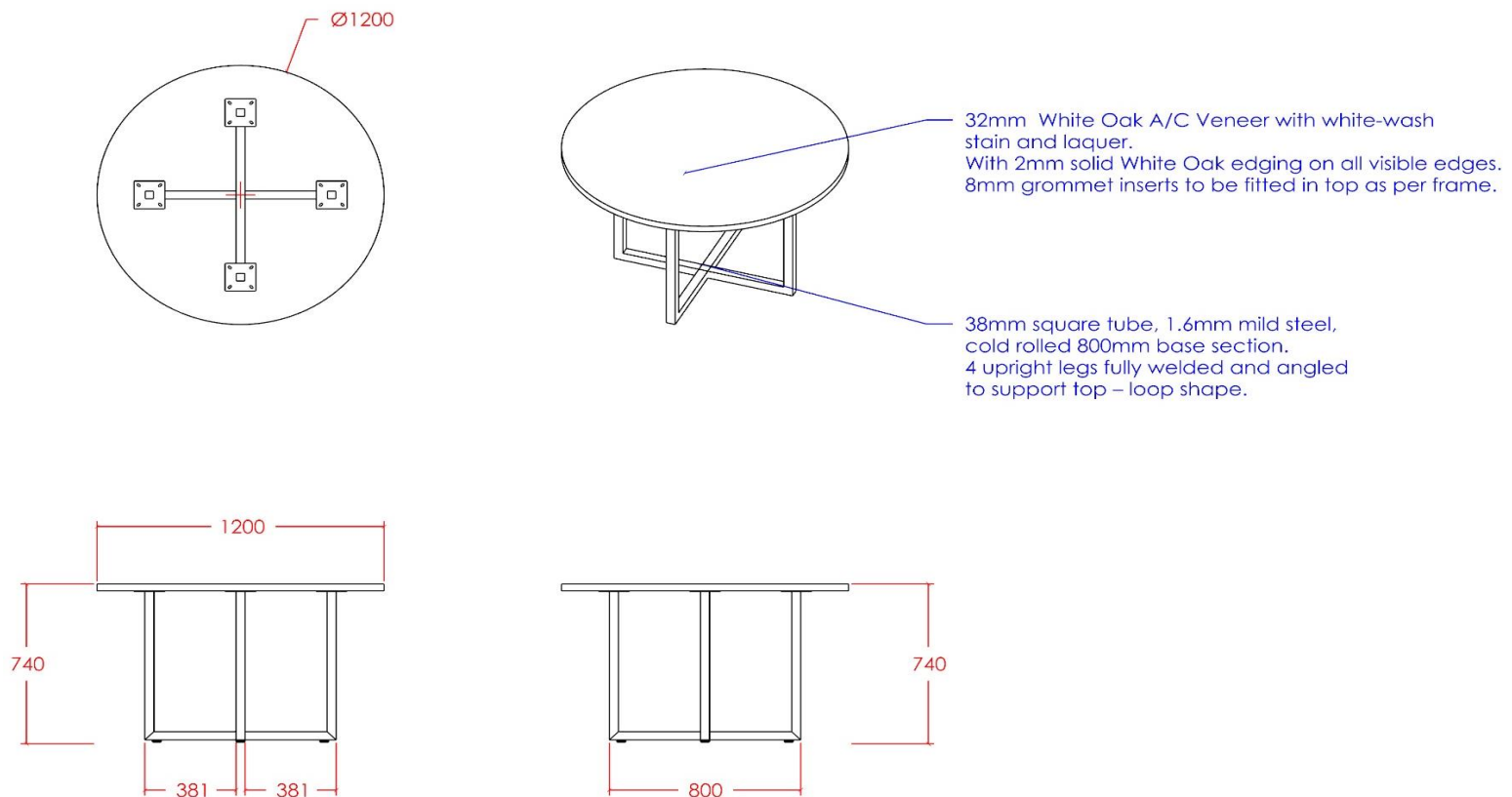
Frame to be recessed with 250mm to allow chairs  
to be pushed under table.



## 1200 CONFERENCE TABLE VENEER

To be used in Section managers' offices and any other application where a table of this size and finish is needed.

### 6.3

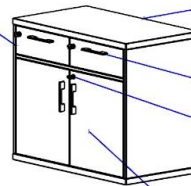
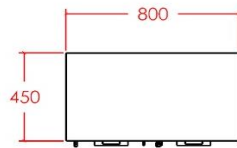


# PEDENZA MELAMINE

To be used in Specialists, Assistants' offices and any other application where this storage unit is needed.

## 7.1

(x2) Drawers with 400mm Ball Bearing runners.



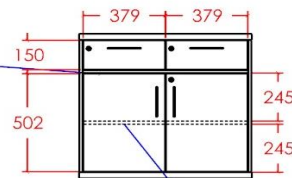
32mm PG Bison Folkstone grey melamine top and bottom.  
16mm PG Bison Folkstone grey melamine carcass, drawer fronts, door fronts and shelves.  
2mm PVC impact edging (matching) on all visible edges.

Neptune handles 96mm.

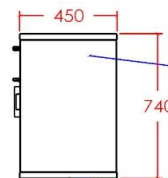
All locks to be mastered cupboard locks.

(x2) Swing doors with full overlay hinges.

All drawer and door fronts to be recessed.



All shelves to be fixed using wooden dowels.



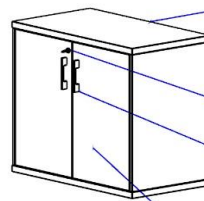
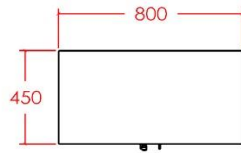
To be assembled using cam & pins and wooden dowels.

Pedenza to be fitted with (x4) adjustable ferrules.

## CREDENZA MELAMINE

To be used in Unit-, Section-, Division managers' offices and any other area where this storage needed.

# 7.2



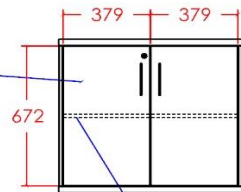
32mm PG Bison Folkstone grey melamine top and bottom.  
16mm PG Bison Folkstone grey melamine carcass, door fronts and shelves.  
2mm PVC impact edging (matching) on all visible edges.

All locks to be mastered cupboard locks.

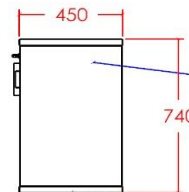
Neptune handles 96mm.

(x2) Swing doors with full overlay hinges.

All door fronts to be recessed.



All shelves to be fixed using wooden dowels.



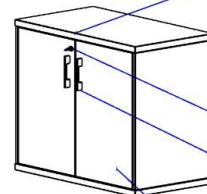
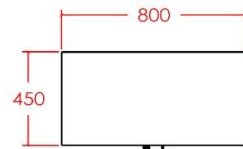
To be assembled using cam & pins and wooden dowels.

Credenza to be fitted with (x4) adjustable ferrules.

## CREDENZA VENEER

To be used in Secretary to Parliaments' office.

### 7.3



32mm White Oak A/C Veneer with white-wash stain and laquer top and bottom.  
16mm White Oak A/C Veneer with white-wash stain and laquer carcass.  
With 2mm solid White Oak edging on all visible edges.

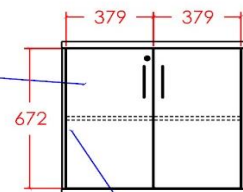
16mm PG Bison Folkstone grey melamine door fronts and shelves.  
With 2mm PVC impact edging (matching) on all visible edges.

All locks to be mastered cupboard locks.

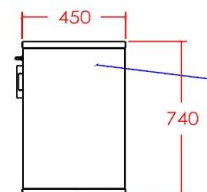
Neptune handles 96mm.

(x2) Swing doors with full overlay hinges.

All door fronts to be recessed.



All shelves to be fixed using wooden dowels.



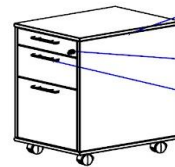
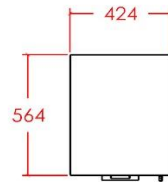
To be assembled using cam & pins and wooden dowels.

Credenza to be fitted with (x4) adjustable ferrules.

## MOBILE PEDESTAL MELAMINE

To be used in Unit-, Section-, Division managers' offices and any other area where this storage needed.

# 7.4



16mm PG Bison Folkstone grey melamine all round.  
2mm PVC impact edging on all visible edges.

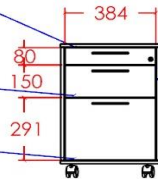
600mm Mastered central lock with removable barrel.

Neptune handles 96mm.

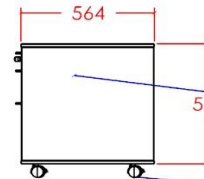
(x1) Pen & Pencil drawer.  
450mm Ball Bearing runner.  
Fitted with a black plastic pen and pencil tray.

(x1) Standard drawer.  
450mm Ball Bearing runner.

(x1) Deep filing drawer.  
450mm Ball Bearing runner.



All drawer fronts to be recessed.



To be assembled using cam & pins and wooden dowels.

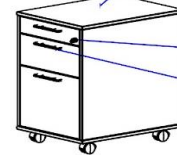
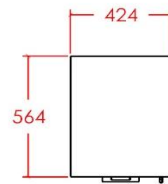
(x4) 50mm Industrial castors.  
Castors to be lockable.



## MOBILE PEDESTAL VENEER

To be used in Secretary to Parliaments' office.

# 7.5



16mm White Oak A/C Veneer with white-wash stain and laquer carcass.  
With 2mm solid White Oak edging on all visible edges.

16mm PG Bison Folkstone grey melamine drawer fronts.  
2mm PVC impact edging on all visible edges.

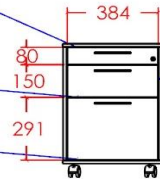
600mm Mastered central lock with removable barrel.

Neptune handles 96mm.

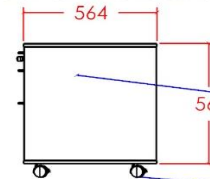
(x1) Pen & Pencil drawer.  
450mm Ball Bearing runner.  
Fitted with a black plastic pen and pencil tray.

(x1) Standard drawer.  
450mm Ball Bearing runner.

(x1) Deep filing drawer.  
450mm Ball Bearing runner.



All drawer fronts to be recessed.



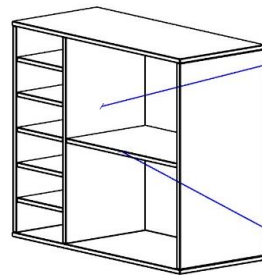
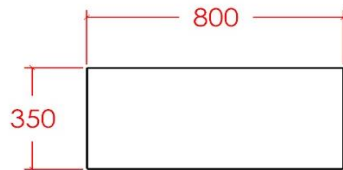
To be assembled using cam & pins and wooden dowels.

(x4) 50mm Industrial castors.  
Castors to be lockable.

## FILE BOX MELAMINE

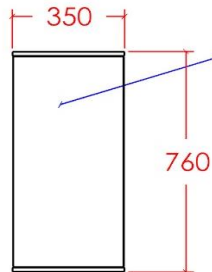
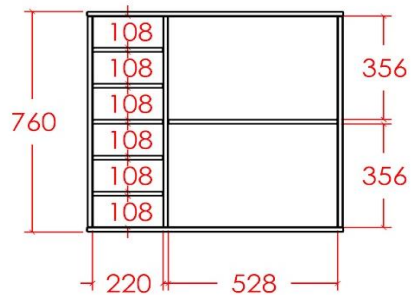
To be used in Specialists' offices and any other application where this storage unit is needed.

# 7.6



16mm PG Bison Folkstone grey melamine all round.

All shelves and divisions to be fixed using wooden dowels.

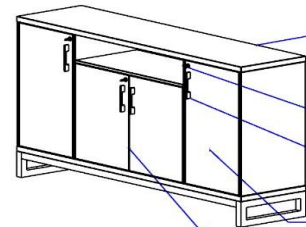
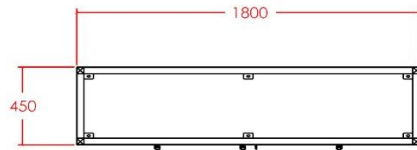


File Box to be assembled using cam & pin and wooden dowels.

# SERVER UNIT MELAMINE

To be used in Boardrooms, Section-, Division managers' offices and any other application where a server unit is needed.

## 7.7



32mm PG Bison Folkstone grey melamine top and bottom.  
16mm PG Bison Folkstone grey melamine carcass, door fronts and shelves.  
2mm PVC impact edging (matching) on all visible edges.

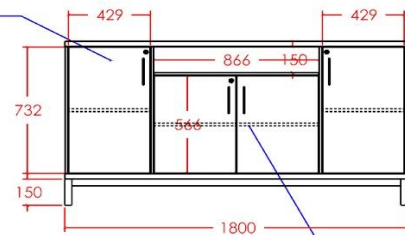
All locks to be mastered cupboard locks.

Neptune handles 96mm.

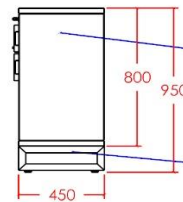
(x2) Full length swing doors with full overlay hinges.

(x2) Swing doors with full overlay hinges.

All door fronts to be recessed.



All shelves to be fixed using wooden dowels.



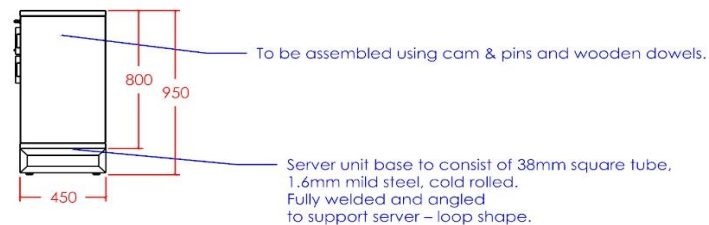
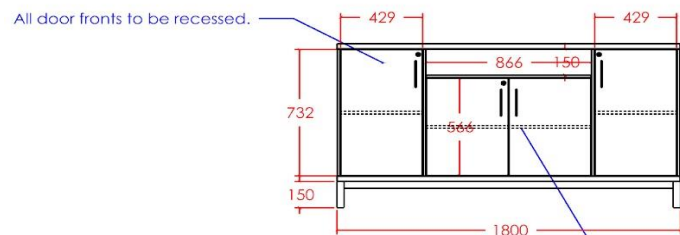
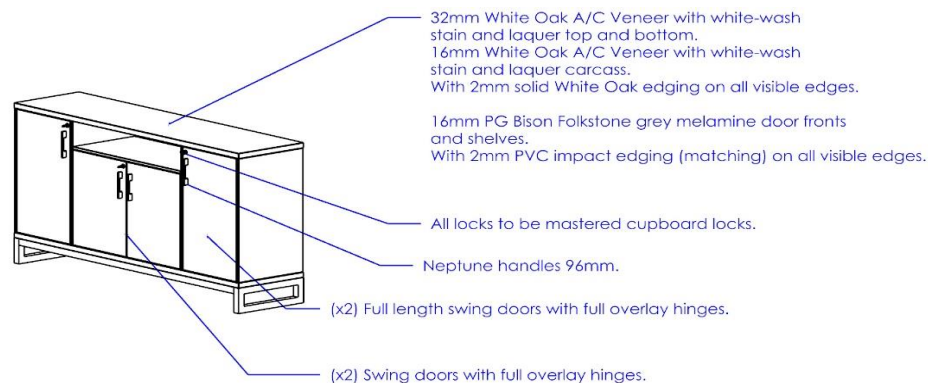
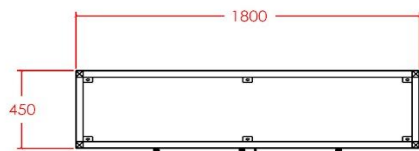
To be assembled using cam & pins and wooden dowels.

Server unit base to consist of 38mm square tube.  
1.6mm mild steel, cold rolled.  
Fully welded and angled  
to support server – loop shape.

# SERVER UNIT VENEER

To be used in Secretary to Parliaments' office.

## 7.8

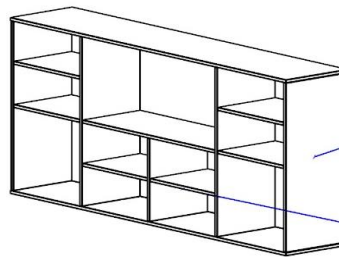



All shelves to be fixed using wooden dowels.

## WALL UNIT ADD-ON MELAMINE

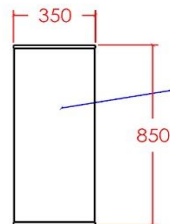
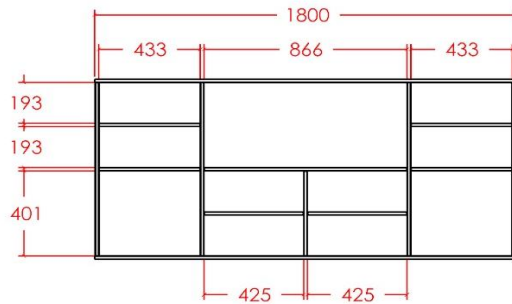
To be used in Boardrooms, Section-, Division managers' offices and any other application where a server unit is needed.

# 7.9



16mm PG Bison Folkstone grey melamine all round.

All shelves and divisions to be fixed using wooden dowels.

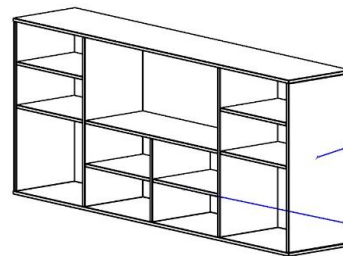



To be assembled using cam & pin and wooden dowels.

## WALL UNIT ADD-ON VENEER

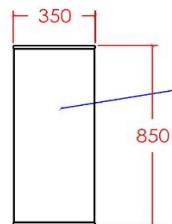
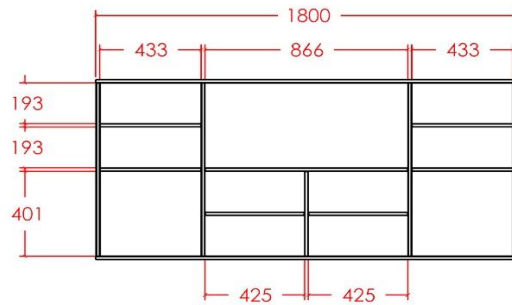
To be used in Secretary to Parliaments' office.

# 7.10



16mm White Oak A/C Veneer with white-wash stain and laquer all round.

All shelves and divisions to be fixed using wooden dowels.



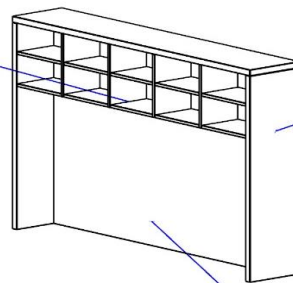
To be assembled using cam & pin and wooden dowels.

## ASSISTANT BOX VENEER

To be used for assistant with a 1600mm wide desk.

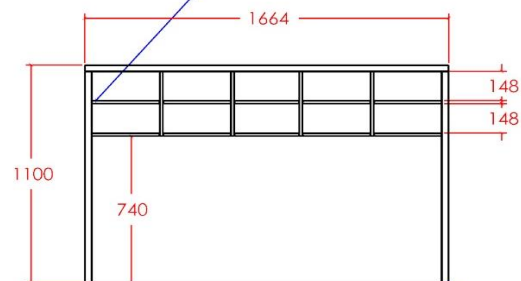
# 7.11

16mm PG Bison Folkstone grey melamine shelves and divisions.  
With 2mm PVC impact edging (matching) on all visible edges,

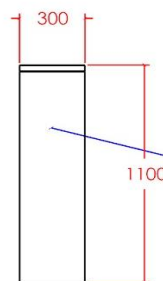


32mm White Oak A/C Veneer with white-wash stain and laquer outer shell.  
With 2mm solid White Oak edging on all visible edges.

All divisions and shelves to be fixed using wooden dowels.



16mm PG Bison Folkstone grey melamine front panel.  
With 2mm PVC impact edging (matching) on all visible edges,



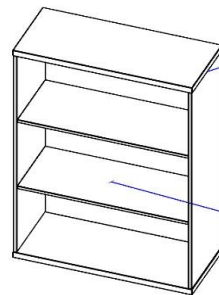
To be assembled using cam & pins and wooden dowels.

To be fitted with (x6) adjustable ferrules.

## 3-TIER BOOKCASE

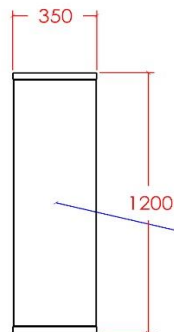
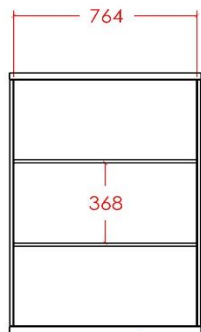
To be used in areas where storage is needed.

# 7.12



32mm PG Bison Folkstone grey melamine top and bottom.  
16mm PG Bison Folkstone grey melamine shelves.  
2mm PVC impact edging (matching) on all visible edges.

All shelves to be fixed using wooden dowels.



To be assembled using cam & pin and wooden dowels.

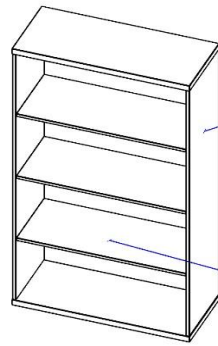
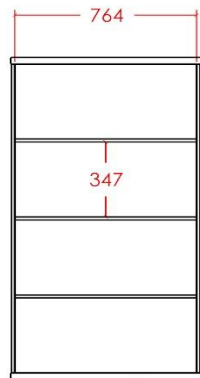
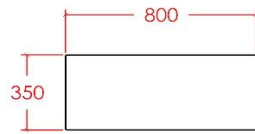
To be fitted with (x4) adjustable ferrules.



## 4-TIER BOOKCASE

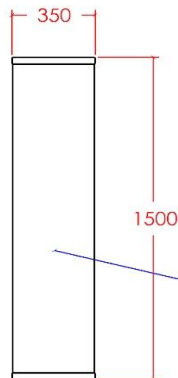
To be used in areas where storage is needed.

# 7.13



32mm PG Bison Folkstone grey melamine top and bottom.  
16mm PG Bison Folkstone grey melamine shelves.  
2mm PVC impact edging (matching) on all visible edges.

All shelves to be fixed using wooden dowels.



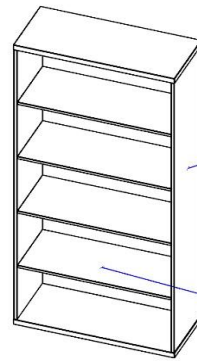
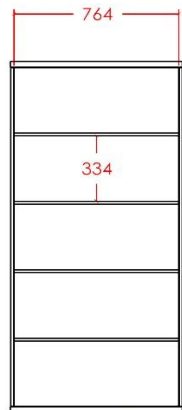
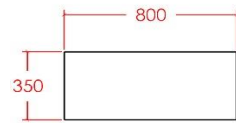
To be assembled using cam & pin and wooden dowels.

To be fitted with (x4) adjustable ferrules.

## 5-TIER BOOKCASE

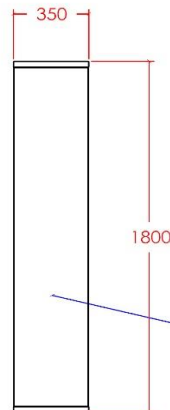
To be used in areas where storage is needed.

# 7.14



32mm PG Bison Folkstone grey melamine top and bottom.  
16mm PG Bison Folkstone grey melamine shelves.  
2mm PVC impact edging (matching) on all visible edges.

All shelves to be fixed using wooden dowels.



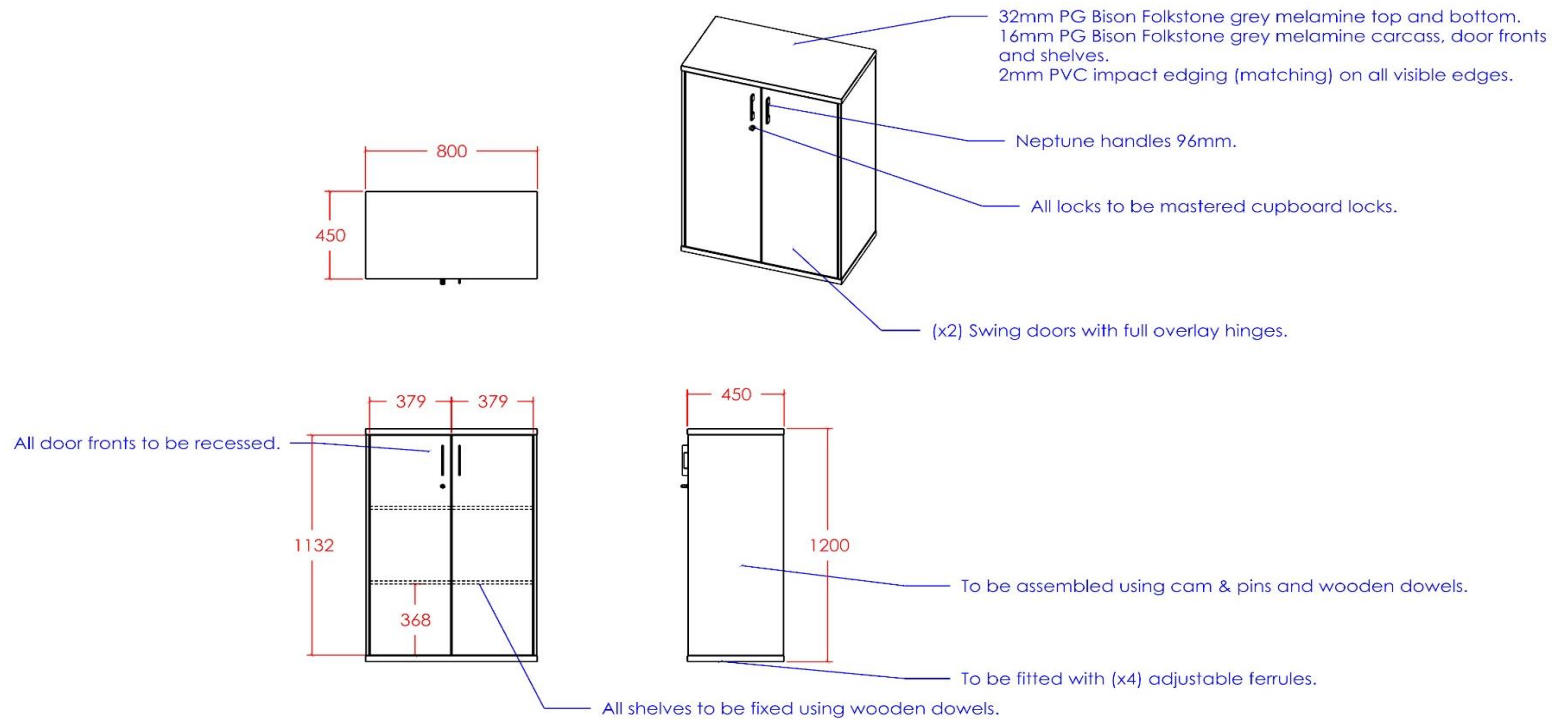
To be assembled using cam & pin and wooden dowels.

To be fitted with (x4) adjustable ferrules.

## 3-TIER CUPBOARD

To be used in areas where storage is needed.

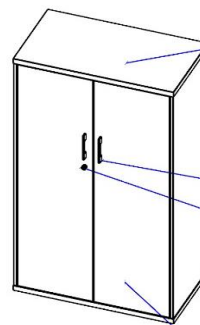
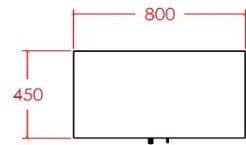
# 7.15



## 4-TIER BCUPBOARD

To be used in areas where storage is needed.

# 7.16



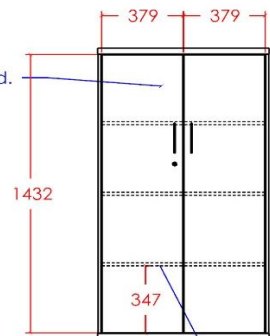
32mm PG Bison Folkstone grey melamine top and bottom.  
16mm PG Bison Folkstone grey melamine carcass, door fronts and shelves.  
2mm PVC impact edging (matching) on all visible edges.

Neptune handles 96mm.

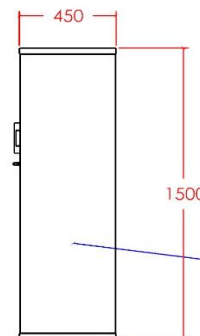
All locks to be mastered cupboard locks.

(x2) Swing doors with full overlay hinges.

All door fronts to be recessed.



All shelves to be fixed using wooden dowels.



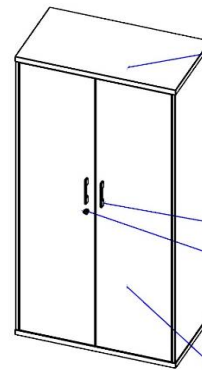
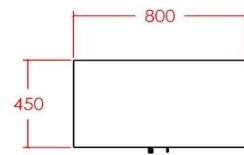
To be assembled using cam & pins and wooden dowels.

To be fitted with (x4) adjustable ferrules.

## 5-TIER CUPBOARD

To be used in areas where storage is needed.

# 7.17



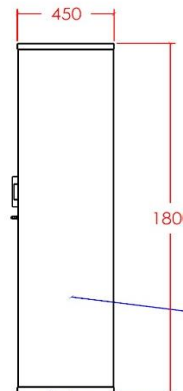
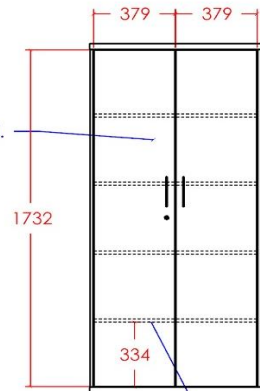
32mm PG Bison Folkstone grey melamine top and bottom.  
16mm PG Bison Folkstone grey melamine carcass, door fronts and shelves.  
2mm PVC impact edging (matching) on all visible edges.

Neptune handles 96mm.

All locks to be mastered cupboard locks.

(x2) Swing doors with full overlay hinges.

All door fronts to be recessed.



To be assembled using cam & pins and wooden dowels.

To be fitted with (x4) adjustable ferrules.

All shelves to be fixed using wooden dowels.

# POWERSETS

See applications below

## 8.1 POWERSET FOR DESKING (BLADE)



Blade Powerset:

Consisting of 1 x ded, 1 x twin 2 pin, 1 x twin USB, 3 x cat 6, 2 x data

Sleek low-profile, modular design.

Anodised solid aluminium body for durability and aesthetics.

Finish: Titanium

## 8.2 POWERSET FOR BOARDROOMS (PIVOT)



Pivot Powerset:

Consisting of 1 x switch, 1 x std, 1 x twin 2 pin, 1 x twin USB,  
1 x HDMI, 1 x VGA, 2 x cat 6, 2 x data

This flip-up power unit fits horizontally into the work surface giving it the ability to tilt up exposing all the sockets.

The unit can be closed while the plugs are still attached freeing up work space.


A brush strip allows for the cables to exit the unit whilst in closed position.

Finish: Titanium

## CABLES


See applications below

### 8.3 INPUT CABLE FOR DESKING AND BOARDROOMS



Supply Cable 3m  
16A

### 8.4 INPUT CABLE FOR DESKING - WHERE APPLICABLE



Supply Cable 3m  
16A  
To be used when a powerset has a red plug.

### 8.5 INTERCONNECTING CABLE FOR DESKING AND BOARDROOMS (OPTIONAL)



Interconnecting cable 2m  
16A

### 8.6 INTERCONNECTING FOR DESKING - WHERE APPLICABLE



Interconnecting cable 2m  
16A  
To be used when a powerset has a red plug.

# SCREEN

To be used in Specialist offices when two desks are facing each other.

## 9.1

