MOBILE UNITS NOTES.

PLATFORM:
PREPARE PLATFORM FOR PREFABRICATED UNIT AS PER BILL OF QOUANTITIES, SPECIFICATION.

WALLS:
ALL WALLS CONSTRUCTED WITH CLIENT APPROVED PREFABICATED PANELS WITH THE APPROPREIATE GUARANTEES.

FLOORS:
2.5mm SEALED VINYL TILES FLOOR FINISH LAID ON MARINE PLY ON GMS FLOOR JOISTS (UNIT UNDER-CARRIAGE) BY PREFABRICATED UNIT MANUFACTURER.
TILES TO BE SEALED AS PER MANUFACTURER'S INSTRUCTIONS.
USE 19 x 76mm WROUGHT MERANTI SKIRTING, LAID FLAT TO ALL CLASSROOMS.

ROOFS:
ROOF DESIGN, MANUFACTURER AND SUPPLY TO BE DONE BY SPECIALIST PREFABRICATED UNIT MANUFACTURER ALL TO CLIENT'S APPROVAL.
PRE-PANTED BARGE TRIMS TO BE PROVIDED ALONG GABLE ENDS.
CANTILVERED ROOF PREFERRED BUT POST OPTION WILL BE ACCEPTED.

DOORS:
FIT WEATHER EXCLUDING DOORS EXTERNALLY.
TOILET DIVISIONS AND DOORS TO BE 22mm V313 MELAMINE BOARDS WITH ALUMINIUM CHANNEL EDGINGS ALL AROUND.

IRONMONGERY:
USE 3 - LEVER LOCKSETS TO EXTERNAL DOORS.
USE 2 x RISING BUTT HINGES TO TOILET DOORS WITH CHROMIUM PLATED BARREL BOLTS.

WINDOWS:
ALL WINDOWS TO BE EPOXY COATED GALAVANISED MILD STEEL.
4mm PACIFIC PATTERN FROSTED GLASS TO TOILETS.
BURGLAR GUARDING TO BE SUPPLIED WITH ALL WINDOWS.
SEE ELEVATIONS FOR WINDOW SIZES.

STAIRS:
STEEL STAIRCASE CONSTRUCTED OF 6mm GMS CHECKERED PLATE STEPS.

ELECTRICAL INSTALLATION:
ALL LIGHT FITTINGS AS PER ELECTRICAL ENGINEER'S SPECIFICATION AND LAYOUT.
NOTE:
ELECETRICITY SUPPLY TO BE TAPPED OFF CURRENT SUPPLY TO EXISTING BUILDINGS ON SITE GENERALLY.

RAINWATER GOODS:
GUTTERS:
100mm HALF-ROUND uPVC GUTTERS PROVIDED TO BOTH EAVES OVERHANGS, INCLUDING FIXING BRACKETS, STOPPED ENDS AND OUTLETS. USE MARLEY OR EQUALLY APPROVED.
DOWNPIPES:
ONE 75mm uPVC DOWN PIPE TO BOTHE EAVES OVERHANGS, INCLUDING THREE FIXING BRACKETS PER DOWN PIPE, EAVES OFFSETS AND SHOES.
DOWN PIPES TO 1500mm EAVES OVERHANG TO BE FIXED TO AND INCLUDING ONE NON-STRUCTURAL 75 x 75 x 2.5mm THICK GALAVNISED MILD STEEL COLUMN.
TOP OF COLUMN FIXED TO RAFTER AND BOTTOM OF COLUMN CAST 450mm DEEP INTO AND INCLUDING A 400 x 400 x 500mm 20mPA/19mm-STONE UNREINFORCED CONCRETE PAD.
PLACE 1m LENGTH DOMESTIC TYPE PRECAST CONCRETE RAINWATER CHANNEL AT DOWNPIPES TO DISCHARGE BEYOND PLATFORM EDGE.
ALTERNATIVELY, PROVIDE CHANNELING AS PER CIVIL ENGINEER'S LAYOUT.

DRAINAGE AND SANITARYWARE:
ALLOW FOR 110mmø VENT VALVE AND RODDING EYE AT START OF SEWER RUN.
ALL GULLEYS TO BE BUILT MINIMUM 150mm ABOVE SURROUNDING FINISHED GROUND LEVEL.
USE VITRECUS CHINA WC WITH HEAVY DUTY PLASTIC DOUBLR FLAP TOILET SEAT.
COLOUR - WHITE.
USE SINGLE SS BASIN BY FRANKE. EACH BOWL FITTED WITH A STAR PILLAR TAP (COLD WATER ONLY).
PROVIDE ONE MIRROR ABOVE EACH WASH HAND BASIN.
- SIZE: 450 HIGH x 300mm WIDE.
NOTE:
ONLY COLD WATER SUPPLY REQUIRED.
WATER SUPPLY TO BE TAPPED OFF CURRENT SUPPLY TO NEW ABLUTION UNIT.
SEWER AND WASTE DRAINAGE TO CONNECT TO EXISTING DRAINAGE SYSTEM ON SITE GENERALLY.

GENERAL:
ALL WORK MUST CONFORM TO SABS STANDARDS AND CONFORM TO NATIONAL BUILDING REGULATIONS AND LOCAL AUTHORITY BY-LAWS.
ALL DIMENSIONS AND LEVELS TO BE VERIFIED ON SITE PRIOR TO CONSTRUCTION.

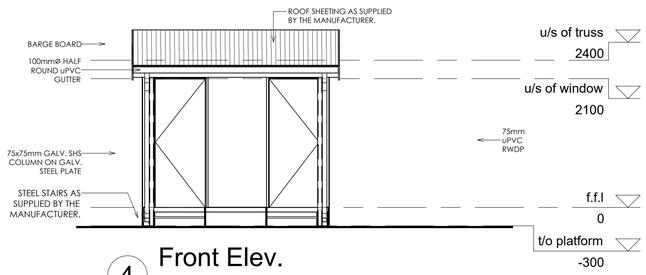

4 Front Elev.
1 : 50

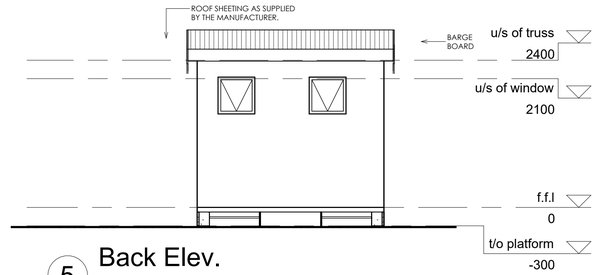

5 Back Elev.
1 : 50

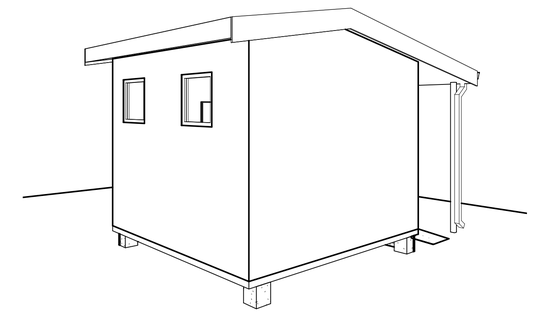

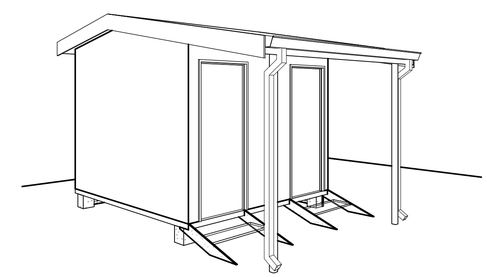

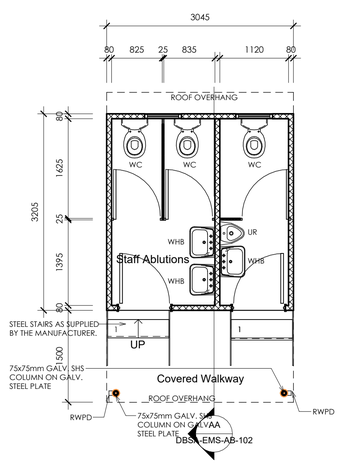

1 Staff Ablution Unit - Floor Plan
1 : 50

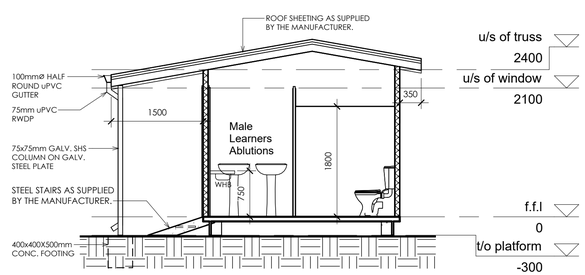

AA Section AA
1 : 50

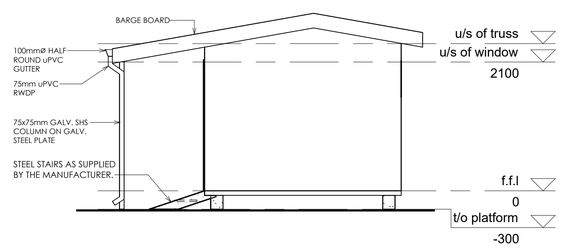

3 Side Elev.
1 : 50

GENERAL NOTES:

1. Contractor Notes:
- No construction may proceed on site prior to the approval of drawings by the local authority. Any building work that commences prior to the building plan approval is completely at the owner's own risk.
- The Architect may not be held responsible for any loss or damage whatsoever that may result from building works without approved building plans.
- Contractor to verify all levels, heights and demensions on site and to check same against the drawings before putting any work in hand. Levels are approximate and must be verified by the Contractor prior pricing and construction. Relative floor levels will be determined after installation of master datum.
- Any discrepancies on drawings must be pointed out by the Contractor to the Architect prior to construction.
- Contractor is responsible for correct setting out of the buildings, all external walls with particular reference to boundaries, building lines, etc. Any errors, discrepancies or omissions to be reported to the Architect immediately.
- Contractor responsible to engage Building Inspector on each Construction Stage, to get full satisfaction in compliance with Local Authority by-law and regulations. - Burnt clay bricks only shall be used unless specific approval is obtained from the Architect alternative type of bricks.
- Conditions: The civil/structural engineer is responsible for soil test.

2. Certificates required:
- The following certificates of compliance to SABS and NBR standards may be required from the Contractor by the Architect.
FOUNDATION CERTIFICATE: Engineer.
DPC: Council Inspector.
PLUMBING AND DRAINAGE: Specialist Sub-contractor.
ELECTRICAL INSTALATION: Specialist Sub-contractor.
TRAFIC and ROAD MARKINGS: Engineer.
FIRE SAFETY CERTIFICATE: Specialist and/or Council.
ROOF STRUCTURE: Specialist Sub-contractor and/or Engineer.
CONCRETE SLABS: Specialist Sub-contractor.
WATERPROOFING: Specialist Sub-contractor.
GLAZING: Specialist Sub-contractor.

3. Materials and Finishes Notes:
- All finishing products such as windows frames, roof, tiles, cornices, etc must be approved by the Architect before ordering and installation.
- All product used must comply with SABS standards and Local Authority Requirements.
- Quality of all materials and workmanship to comply with the relevant SABS and SANS specifications and shall conform to the Standards specified in the Standard Preambles in the Bill of Quantities available for perusal at the Architect's office.
- Contractor is to build in approved DPC's wheter or not these are shown on drawings to all external walls at each floor, beam or parapet level and to all window, door, grill or other opening in external walls. All partition work to comply with SABS 082 on NBR.

4. Building Standard Notes:
- All works must comply to the National Building Regulations and applicable SABS and NHBRC standards.
- Drawings may not be scaled for construction purposes. Figured dimensions to be used at all times.
- All drawings must be read in conjunction with one another.
- Notes reflected on drawings apply for the entire project and works.
- Any discrepancies on drawings must be pointed out by the Contractor to the Architect prior to construction and submission of tenders. If in doubt ask the Architect.
- Contractors are to ensure that all details shown on this drawing are compliance with local authority by-law and regulations.
- Contractors are to locate and identify existing services on site and to protect these from damage throughout te duration of the works.

5. Glazing Notes:
- All glazing to comply with NBR(SANS10400 - Part N) SABS 0137 & AAMSA.

Dimensions	Glazing
Nominal glass thickness	Max. Size Pane
3mm	0.75
4mm	1.50
5mm	2.10
6mm	3.20

- Any pane of glass installed in any door shall be safety glass and shall have a nominal thickness of not less than 6mm and doors not likely to be apparent to any person approaching them shall bear markings. Any glass lower than 500mm from floor finish shall be safety glass. Any window at staircases must be safety glass.

6. Flashing Notes:
Provide 0.6mm flashing at all parapets and areas where the roof line changes.

7. Brickwork Expansion Joints Notes:
Refer to Engineer for brickwork expansion joints.

8. Revisions:
Refer to drawing list for latest revisions on drawings.
Any queries arising from all the above must be reported to the Architect for clarification before any work in put in hand.

REV No	DATE:	DESCRIPTION:

REVISIONS
SIZE ON ORIGINAL DRAWING 100 mm

Province of the EASTERN CAPE
OFFICE OF THE PREMIER

DBSA
DEVELOPMENT BANK OF SOUTHERN AFRICA
Building Africa's Prosperity

Phunga Holdings
Quality Driven Solutions
Route 21 Corporate Park, Block D,
63 Regency Drive Irene,
Centurion, 0157 South Africa,
Tel: (+27)12 345 6694, Fax: (+27)12 345 6813
E-mail: info@phunga.co.za,
Web: www.phunga.co.za

ENOCH MAMBA SCHOOL

ARCHITECTURE

Project Number:	J17-008
Project Address:	ERF 760 (ENOCH MAMBA SCHOOL) LOTA MBASHE MUNICIPALITY IDUTYWA DISTRICT EASTERN CAPE PROVINCE
Project Name:	ENOCH MAMBA SCHOOL - PHASE 1 (DECANTING)
Drawing Name:	Staff Ablutions
Drawing Number: DBSA-EMS-AB-102	Rev. Number:
Date: 2024/02/21 14:10:02	Scale: As indicated
Drawn by:	V. Nadesen
Checked by:	M. Mumba
PR Number: 7838	Signature: